

BEGO IMPLANT SYSTEMS PRODUCT CATALOGUE

2015 / 2016

Partners in Progress



Affordable, innovative implantology products "Made in Germany"



Walter Esinger
Managing Director of BEGO Implant Systems

Dear customers and partners,

Dental implantology is in a constant state of change. New implants, modified surgical protocols and innovative materials such as zirconium dioxide and PEEK present you, as users, and us as the producer and supplier, with the challenge of identifying technically reliable and high-quality solutions which, at the same time, are economically appealing. The patient, after all, expects no less.

In view of this, a reliable partner with the know-how gained from many years of experience is indispensable. In a nutshell: A partner like BEGO Implant Systems GmbH & Co. KG, who has been demonstrating its expertise every single day for the past 25 years.

Innovative material and design skills, a command of digital planning processes for template-guided implantology, production procedures under clean room conditions in a company-owned surface technology centre, successful application of bionic findings for the development of implants and prosthetic components, cooperation with the world of science and research and professional consultation at expert level. Users from all around the world rely on this specific expertise offered by BEGO Implant Systems – an expertise which makes us an international leading dental company, with a unique service portfolio "Made in Germany".

We are guided by the principles of trust and reliability. These form the basis for cooperation with customers, partners and our staff. Our common goal: Exceptional customer service and product quality. Firmly rooted in the here and now but with an eye to the future. That is what BEGO and BEGO Implant Systems stand for. You can trust in us to always be one step ahead.

Bremen, spring 2015

A handwritten signature in blue ink that reads "Walter Esinger". The signature is written in a cursive, flowing style.

Walter Esinger

TABLE OF CONTENTS

GENERAL INFORMATION	2
Preface	2
BEGO – Solutions from a single source	5
BEGO Academia Implantology	6

REGENERATION	7
BEGO Biomaterials System	8
Osseo ^{Plus} Transfer	9

SURGERY	11		
Designations and labelling	12	BEGO Guide Guided Surgery	39
Implant planning aids	15	Drills	47
S-Line implants / healing posts	17	Bone shapers / trepans	59
RI-Line implants / healing posts	21	Tools	60
RS / RSX-Line implants / healing posts	25		
Mini-Line implants / healing posts	31		
Provisional implant system	35		

PROSTHESES	63		
Tools	64	Prosthetics BEGO Semados® Mini-Line implants	123
Prosthetics BEGO Semados® S / RI-Line implants	67	• CAD/CAM prostheses	124
• CAD/CAM prostheses	68	• Impression taking and model making	127
• Impression taking and model making	71	• Crowns	128
• Crowns and bridges	72	• Hybrid prostheses	129
• Multi ^{Plus} prostheses	78	• Screws	134
• CAD/CAM Multi ^{Plus} prostheses	80		
• Hybrid prostheses	84		
• Screws	91		
Prosthetics BEGO Semados® RS / RSX-Line implants	95		
• CAD/CAM prostheses	96		
• Impression taking and model making	100		
• Crowns Ø 3.0	101		
• Crowns and bridges	102		
• Multi ^{Plus} prostheses	108		
• CAD/CAM Multi ^{Plus} prostheses	110		
• Hybrid prostheses	114		
• Screws	119		

TABLE OF CONTENTS

DEMO MODELS / MATERIALS	135
Large scale models	136
Demonstration materials	137
SERVICE	139
Material cost overview	140
Torque specifications	154
Material specifications	156
INDEX	160
Products sorted according to article numbers	160
Products sorted alphabetically	175

Note:

Products and services may not all be available throughout the world, depending on authorities' approvals. For more information, please consult your local BEGO Implant Systems sales partner.

Length and diameter details may be rounded off for simplification. Our products are subject to continuous further development. Therefore, we reserve the right to make changes.

© 2015 by BEGO Implant Systems GmbH & Co. KG, Bremen.

We reserve all rights, including those relating to the printing of excerpts, to photomechanical reproduction and, in particular, to the translation.

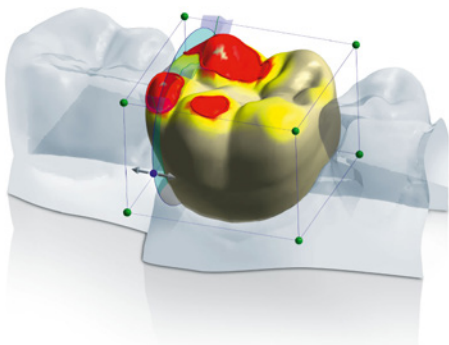
Solutions from a single source



Conventional solutions

Development and distribution activities at BEGO Bremer Goldschlägerei GmbH & Co. KG are focused on precious and non-precious metal dental alloys as well as devices, materials and services for producing high-quality dentures. In addition, ceramics for further processing in dental laboratories also form part of the product range.

Since its foundation, BEGO, which is now in its fifth generation, has been committed to providing dental laboratories with innovative and economic products and dental services to ensure optimal patient care.



CAD/CAM solutions

BEGO Medical GmbH specialises in digital processes and leads the way in CAD/CAM technology for the dental sector. The company invented and holds the patent for the selective laser melting process (SLM) for dentistry. 360° process expertise and maximum freedom when it comes to choosing materials ensure outstanding quality for a wide range of indications.

At its high-tech production centre in the company's headquarters in Bremen, BEGO currently employs four different processes to produce frames, abutments, crowns and bridges based on virtual models and using state-of-the-art laser and milling technology: SLM, High Speed Cutting (HSC), CAD / Cast® and Rapid Prototyping.



Implantology solutions

BEGO Implant Systems GmbH & Co. KG has been developing and manufacturing dental implants and accessories for the implant-based treatment of patients, in line with their indications, all over the world since 1990.

Thanks to an innovative 3D implant design, system abutments based on modern implantology, a reliable biomaterials system and functionally optimised guided surgery, the dental implants "Made by BEGO" guarantee predictable and reproducible results. They are top-quality German products, which incorporate leading-edge technology at a fair price and offer the perfect combination of safety, durability, aesthetics and reliability.



BEGO TRAINING CENTER

In courses which are tailored to meet differing requirements, both those starting out and experts can learn about the practice and theory of subject areas such as CAD/CAM as well as classic dentistry from an international team of experienced trainers.

The course concepts thus form a challenging programme of seminars and practical courses which help dental technicians to become even more successful.

Further training: A focus of BEGO Implant Systems

BEGO Academia Implantology

Right from the very start BEGO Implant Systems has focused on the training of post graduates and the qualification of dental technicians in the field of modern, implant-borne prostheses – and this still holds true today.

In order to continuously improve the training support we provide, we have concluded framework agreements under the umbrella brand of "BEGO Academia Implantology" with various national and international training centres. You will find details of the national courses offered in our course brochures. You can also find the very latest information on courses by visiting our website. For details on international courses, please contact either our

international sales partners or BEGO Implant Systems directly in Bremen.

The "academia · dental®" (<http://www.academia-dental.de>) and the "BEGO TRAINING CENTER" (<http://www.bego.com/de/fortbildung/bego-training-center/>) in Bremen also offer training courses to dental technicians.

Do you think certain courses/training sessions are missing? We look forward to receiving any suggestions you may have.



ACADEMIA
IMPLANTOLOGY



OVERVIEW

BEGO Biomaterials System

8

Osseo^{Plus} Transfer

9

Biomaterials				
Description	Art. No.	Colour code	Size	Quantity
<ul style="list-style-type: none"> BEGO OSS Bovine bone substitute material 	57212		Particle size 0.5-1 mm	0.5 ml
	57213		Particle size 0.5-1 mm	1 ml
	57214		Particle size 0.5-1 mm	3 ml
	57215		Particle size 1-2 mm	2 ml
	57216		Particle size 1-2 mm	5 ml
<ul style="list-style-type: none"> BEGO OSS S Synthetic biphasic bone substitute material 	57217		Particle size 0.5-1 mm	0.5 ml
	57218		Particle size 0.5-1 mm	1 ml
	57219		Particle size 0.8-1.5 mm	2 ml
<ul style="list-style-type: none"> BEGO Collagen Fleece Resorbable local haemostatic agent 	57220		20 x 20 mm	12 units
<ul style="list-style-type: none"> BEGO Collagen Membrane Resorbable barrier membrane made of porcine pericardium 	57221		15 x 20 mm	1 unit
	57222		20 x 30 mm	1 unit
	57223		30 x 40 mm	1 unit

















Note:


Not all products of the BEGO Biomaterials System are available throughout the world, depending on authorities' approvals. For more information, please consult your local BEGO Implant Systems sales partner.

Surgical tray and osteosynthesis screws

Description	Art. No.	Colour code	Size	Quantity
<ul style="list-style-type: none"> • Osseo^{Plus} Transfer Tray comprising: <ul style="list-style-type: none"> • Tools for vertical augmentation grafting • Tools for horizontal augmentation grafting • Each with 3 osteosynthesis screws Ø 1.5 mm, length 10 / 12 / 14 mm • Insertion tools for osteosynthesis screws 	57224			1 unit
<ul style="list-style-type: none"> • Osseo^{Plus} Transfer screws Ø 1.5 	57575		L6	1 unit
	57576		L8	1 unit
	57248		L10	1 unit
	57249		L12	1 unit
	57250		L14	1 unit



Tools					
Description	Art. No.	Colour code	Size	Quantity	
• Osseo ^{PLUS} Transfer Ablative V Ø 7.5	57225			1 unit	
• Osseo ^{PLUS} Transfer Center Punch Ø 7.5	57226			1 unit	
• Osseo ^{PLUS} Transfer Trepan (contra-angle)	57227		Ø 5.5	1 unit	
	57229		Ø 6.5	1 unit	
	57231		Ø 7.5	1 unit	
• Osseo ^{PLUS} Transfer Trepan (handpiece)	57228		Ø 5.5	1 unit	
	57230		Ø 6.5	1 unit	
	57232		Ø 7.5	1 unit	
• Osseo ^{PLUS} Transfer Drill Ø 1.2 L	57233			1 unit	
• Osseo ^{PLUS} Transfer Drill Ø 1.6 XL	57234			1 unit	
• Osseo ^{PLUS} Transfer Ablative H (contra-angle)	57235		Ø 5.5	1 unit	
	57237		Ø 6.5	1 unit	
	57239		Ø 7.5	1 unit	
• Osseo ^{PLUS} Transfer Ablative H (handpiece)	57236		Ø 5.5	1 unit	
	57238		Ø 6.5	1 unit	
	57240		Ø 7.5	1 unit	
• Osseo ^{PLUS} Transfer Bone facer Ø 3.2	57241			1 unit	
• Osseo ^{PLUS} Transfer Disc Ø 10 L	57242		L35	1 unit	
• Osseo ^{PLUS} Transfer Disc Ø 10 XL	57243		L45	1 unit	
• Osseo ^{PLUS} Transfer hand screwdriver	57245			1 unit	
• Osseo ^{PLUS} Transfer Insertion L	57246		L28	1 unit	
• Osseo ^{PLUS} Transfer Insertion XL	57247		L58	1 unit	



OVERVIEW

Designations and labelling	12
Implant planning aids	15
BEGO Semados® S-Line implants / healing posts	17
BEGO Semados® RI-Line implants / healing posts	21
BEGO Semados® RS / RSX-Line implants / healing posts	25
BEGO Semados® Mini-Line implants / healing posts	31
BEGO Semados® provisional implant system	35
BEGO Guide Guided Surgery	39
Drills	47
Bone shapers / trepans	59
Tools	60

*** Figure shows the new insertion post which will be available from the end of 2015 / start of 2016!

The BEGO Semados® implant range

- ***S-Line**

Self-tapping, cylindrical implant with 0.8 mm machined implant shoulder

- **RI-Line**

Self-condensing, conical implant with 0.5 mm machined implant shoulder

- ****RS-Line**

Self-tapping, conical implant with 0.5 mm machined implant shoulder

- ****RSX-Line**

Self-tapping, conical implant with 0.1 mm machined implant shoulder

- **Mini-Line**

Reduced-diameter, condensing, conical implant with 0.8 mm machined implant shoulder

Colour code / diameter

- **BEGO Semados® RS / RSX-Line**

3.0 mm



∅ 3.0 mm



- **BEGO Semados® Mini-Line**

2.7 / 2.9 / 3.1 mm



∅ 3.5 mm



- **BEGO Semados® S-Line**

3.25 mm



∅ 3.67 mm



- **BEGO Semados® S / RI / RS / RSX-Line**

3.75 mm



∅ 3.67 mm



- **BEGO Semados® S / RI / RS / RSX-Line**

4.1 mm



∅ 4.1 mm



- **BEGO Semados® S / RI / RS / RSX-Line**

4.5 mm



∅ 4.5 mm



- **BEGO Semados® S / RI / RS / RSX-Line**

5.5 mm



∅ 5.5 mm
























* BEGO Semados® S-Line 3.25-4.5



Template-guided preparation with the BEGO Guide System possible


** BEGO Semados® RS / RSX-Line 3.0-4.5


Template-guided preparation with the BEGO Guide System possible








The label in detail




1		Manufacturer
2		Description/ Size
3		Colour code
		Ø 3.0 mm
		Ø 2.7 / 2.9 / 3.1 mm
		Ø 3.25 mm
		Ø 3.75 mm
		Ø 4.1 mm
		Ø 4.5 mm
		Ø 5.5 mm
4		Article number
		Batch code
		Use by
5		CE marking
		Do not reuse
		Sterilised using irradiation
		Non-sterile
		Consult instructions for use
		Do not use if packaging is damaged
		Caution
		Temperature limit
		Do not expose to direct sunlight
	RxOnly	Federal law (USA) restricts this product to sale by or on the order of a dentist or physician.
		Speed
6		Data Matrix code Contains manufacturer and article number as well as the batch number and/or expiry date if relevant.
7		Sticker for documentation purposes

BEGO Semados® Implant TiPure^{Plus}
S3.25 L10
 2018-11
REF 57501
LOT 123456 

BEGO Semados® Implant TiPure^{Plus}
S3.25 L10
 8-11
DE Implantat
GB Implant
FR Implant
ES Implantate

1 Stück/1 piece (Ti grade 4)
REF 57501
LOT 123456 

 Sterilized using irradiation
 Do not re-use
 Do not re-sterilise
 Do not use if packaging is damaged
 Keep away from direct sunlight
 Caution!
 Consult instructions for use

RxOnly  0197
 **BEGO Implant Systems GmbH & Co. KG**
 Wilhelm-Herbst-Str. 1
 28359 Bremen, GERMANY
 2014-XX 



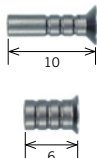
E1 L1 R1.00.201408

 **REF 57501** **LOT 123456 0813**
BEGO Semados® Implant TiPure
S3,25 L10 

 **REF 57501** **LOT 123456 0813**
BEGO Semados® Implant TiPure
S3,25 L10 

 **REF 57501** **LOT 123456 0813**
BEGO Semados® Implant TiPure
S3,25 L10 



Implant planning aids					
Description	Art. No.	Colour code	Size	Quantity	
<ul style="list-style-type: none"> Measuring balls for radiographic template 	53889		Ø 4 mm	10 units	
<ul style="list-style-type: none"> Radiographic templates 	53888		S-Line	1 unit	
	55745		RI-Line	1 unit	
	57959		RS / RSX-Line	1 unit	
	57010		Mini-Line	1 unit	
	57672		PI-Line	1 unit	
<ul style="list-style-type: none"> Drill sleeves for creating customised drill templates 	55512		for pilot drills / pilot marker S / RS / RSX-Line and pilot drills RI-Line (Ø 1.6 mm)	4 units	
	55513		for depth drill 2.5 S / RS / RSX-Line and RI-Line (first generation)	4 units	
	57596		for pilot marker RI 2.5	4 units	
	57597		for depth drill RI 3.2	4 units	



DESCRIPTION

The BEGO Semados® S implant is a self-tapping cylindrical implant made of commercially pure titanium (Grade 4).

If there is sufficient bone volume, it is recommended to use the largest possible implant diameter depending on the prosthetic concept. Implant-prosthetic concepts which exert a high mechanical load on the implants and components should be implemented with large-diameter implants (> 4.0). In the case of bar restorations, it is recommended to use a diameter ≥ 4.1 for the terminal implants.








Consult instructions for use

Recommended implant diameters
(from the perspective of mechanical strength)

		3.25	3.75	4.1	4.5	5.5			
		1	2	3	4	5	6	7	
MAX	3.25	-	+	-	-	-	-	-	
	3.75	+	+	+	+	0	-	-	
	4.1	+	+	+	+	+	+	+	
	4.5	+	+	+	+	+	+	+	
	5.5	+	+	+	+	+	+	+	
Tooth / region		1	2	3	4	5	6	7	
MAND	5.5	+	+	+	+	+	+	+	
	4.5	+	+	+	+	+	+	+	
	4.1	+	+	+	+	+	+	+	
	3.75	+	+	+	+	0	-	-	
	3.25	+	+	+	-	-	-	-	

- = not suitable / 0 = suitable for masticatory forces below 150 N / + = suitable

Implants						
Description	Art. No.	Colour code	Size		Quantity	
<ul style="list-style-type: none"> • BEGO Semados® implants S 3.25 incl. cover screw and titanium insertion post TiPure^{Plus} surface Material: Titan Grade 4 (sterile packaged) • BEGO Guide-compatible 	57500	■	S 3.25	L8.5	1 unit	 ***
	57501	■	S 3.25	L10	1 unit	
	57502	■	S 3.25	L11.5	1 unit	
	57503	■	S 3.25	L13	1 unit	
	57504	■	S 3.25	L15	1 unit	
<ul style="list-style-type: none"> • BEGO Semados® implants S 3.75 incl. cover screw and titanium insertion post TiPure^{Plus} surface Material: Titan Grade 4 (sterile packaged) • BEGO Guide-compatible 	57601	■	S 3.75	L8.5	1 unit	 ***
	57602	■	S 3.75	L10	1 unit	
	57603	■	S 3.75	L11.5	1 unit	
	57604	■	S 3.75	L13	1 unit	
	57605	■	S 3.75	L15	1 unit	
<ul style="list-style-type: none"> • BEGO Semados® implants S 4.1 incl. cover screw and titanium insertion post TiPure^{Plus} surface Material: Titan Grade 4 (sterile packaged) • BEGO Guide-compatible 	57840	■	S 4.1	L7	1 unit	 ***
	57841	■	S 4.1	L8.5	1 unit	
	57842	■	S 4.1	L10	1 unit	
	57843	■	S 4.1	L11.5	1 unit	
	57844	■	S 4.1	L13	1 unit	
	57845	■	S 4.1	L15	1 unit	
<ul style="list-style-type: none"> • BEGO Semados® implants S 4.5 incl. cover screw and titanium insertion post TiPure^{Plus} surface Material: Titan Grade 4 (sterile packaged) • BEGO Guide-compatible 	57700	■	S 4.5	L7	1 unit	 ***
	57701	■	S 4.5	L8.5	1 unit	
	57702	■	S 4.5	L10	1 unit	
	57703	■	S 4.5	L11.5	1 unit	
	57704	■	S 4.5	L13	1 unit	
	57705	■	S 4.5	L15	1 unit	
<ul style="list-style-type: none"> • BEGO Semados® implants S 5.5 incl. cover screw and titanium insertion post TiPure^{Plus} surface Material: Titan Grade 4 (sterile packaged) 	57901	■	S 5.5	L8.5	1 unit	 ***
	57902	■	S 5.5	L10	1 unit	
	57903	■	S 5.5	L11.5	1 unit	
	57904	■	S 5.5	L13	1 unit	

Note:
 BEGO Semados® S-Line 3.25-4.5 – Template-guided preparation with the BEGO Guide System is possible
 *) For information on torques see page 154
 ***) Figure shows the new insertion post which will be available from the end of 2015 / start of 2016!

Cover screws


Description	Art. No.	Colour code	Size	Quantity
<ul style="list-style-type: none"> • Implant cover screws Material: Titan Grade 4 (sterile packaged) Tool: Hexagon screwdriver 1.25 mm *2) 	55505	■	S 3.25	1 unit
	55608	■	S / RI 3.75	1 unit
	55615	■	S / RI 4.1	1 unit
	55616	■	S / RI 4.5	1 unit
	55908	■	S / RI 5.5	1 unit



Healing posts					
Description	Art. No.	Colour code	Size	Quantity	
<ul style="list-style-type: none"> • Healing post (prefabricated gingival former) Material: Titanium alloy (sterile packaged) Tool: Hexagon screwdriver 1.25 mm / slot screwdriver *2) 	Ø 4.0 mm healing post				
	55590	■ ■	S 3.25-3.75 / RI 3.75	L3	1 unit
	55591	■ ■	S 3.25-3.75 / RI 3.75	L5	1 unit
	55592	■ ■	S 3.25-3.75 / RI 3.75	L7	1 unit
	Ø 4.5 mm healing post				
	56300	■ ■ ■ ■	S 3.25-4.5 / RI 3.75-4.5	L3	1 unit
	56301	■ ■ ■ ■	S 3.25-4.5 / RI 3.75-4.5	L5	1 unit
	56302	■ ■ ■ ■	S 3.25-4.5 / RI 3.75-4.5	L7	1 unit
	Ø 5.0 mm healing post				
	55593	■ ■ ■ ■	S 3.25-4.5 / RI 3.75-4.5	L3	1 unit
	55594	■ ■ ■ ■	S 3.25-4.5 / RI 3.75-4.5	L5	1 unit
	55595	■ ■ ■ ■	S 3.25-4.5 / RI 3.75-4.5	L7	1 unit
	Ø 6.0 mm healing post				
	56303	■ ■ ■ ■ ■	S 3.25-5.5 / RI 3.75-5.5	L3	1 unit
	56304	■ ■ ■ ■ ■	S 3.25-5.5 / RI 3.75-5.5	L5	1 unit
56305	■ ■ ■ ■ ■	S 3.25-5.5 / RI 3.75-5.5	L7	1 unit	
<ul style="list-style-type: none"> • Healing post, conical (prefabricated gingival former for bar restorations) Material: Titanium alloy (sterile packaged) Tool: Hexagon screwdriver 1.25 mm / slot screwdriver *2) 	Ø 6.0 mm healing post				
	57324	■ ■	S 3.25-3.75 / RI 3.75	L5	1 unit
	57339	■	S / RI 4.1	L5	1 unit
<ul style="list-style-type: none"> • Healing post, individual Ø 7 (individually finishable gingival former) comprising: <ul style="list-style-type: none"> • Healing post • Prosthesis screw Hex 1.25 mm Material: Polyether-ether-ketone (PEEK) Tool: Hexagon screwdriver 1.25 mm *2) 	55953	■ ■ ■ ■ ■	S 3.25-5.5 / RI / RS / RSX 3.75-5.5	1 unit	



*2) For information on torques see page 154



DESCRIPTION

The BEGO Semados® RI Implant is a bone condensing, non-self-tapping implant made of commercially pure titanium (Grade 4).

If there is sufficient bone volume, it is recommended to use the largest possible implant diameter depending on the prosthetic concept. Implant-prosthetic concepts which exert a high mechanical load on the implants and components should be implemented with large-diameter implants (> 4.0). In the case of bar restorations, it is recommended to use a diameter ≥ 4.1 for the terminal implants.



Consult instructions for use

Recommended implant diameters (from the perspective of mechanical strength)								
MAX	3.75	+	+	+	+	0	-	-
	4.1	+	+	+	+	+	+	+
	4.5	+	+	+	+	+	+	+
	5.5	+	+	+	+	+	+	+
Tooth / region		1	2	3	4	5	6	7
MAND	5.5	+	+	+	+	+	+	+
	4.5	+	+	+	+	+	+	+
	4.1	+	+	+	+	+	+	+
	3.75	+	+	+	+	0	-	-

- = not suitable / 0 = suitable for masticatory forces below 150 N / + = suitable

Implants					
Description	Art. No.	Colour code	Size		Quantity
<ul style="list-style-type: none"> • BEGO Semados® implants RI 3.75 incl. cover screw and titanium insertion post TiPure^{Plus} surface Material: Titan Grade 4 (sterile packaged) 	57708	■	RI 3.75	L8,5	1 unit
	57709	■	RI 3.75	L10	1 unit
	57710	■	RI 3.75	L11,5	1 unit
	57711	■	RI 3.75	L13	1 unit
	57712	■	RI 3.75	L15	1 unit
<ul style="list-style-type: none"> • BEGO Semados® implants RI 4.1 incl. cover screw and titanium insertion post TiPure^{Plus} surface Material: Titan Grade 4 (sterile packaged) 	57718	■	RI 4.1	L8,5	1 unit
	57719	■	RI 4.1	L10	1 unit
	57720	■	RI 4.1	L11,5	1 unit
	57721	■	RI 4.1	L13	1 unit
	57722	■	RI 4.1	L15	1 unit
<ul style="list-style-type: none"> • BEGO Semados® implants RI 4.5 incl. cover screw and titanium insertion post TiPure^{Plus} surface Material: Titan Grade 4 (sterile packaged) 	57728	■	RI 4.5	L8,5	1 unit
	57729	■	RI 4.5	L10	1 unit
	57730	■	RI 4.5	L11,5	1 unit
	57731	■	RI 4.5	L13	1 unit
	57732	■	RI 4.5	L15	1 unit
<ul style="list-style-type: none"> • BEGO Semados® implants RI 5.5 incl. cover screw and titanium insertion post TiPure^{Plus} surface Material: Titan Grade 4 (sterile packaged) 	57738	■	RI 5.5	L8,5	1 unit
	57739	■	RI 5.5	L10	1 unit
	57740	■	RI 5.5	L11,5	1 unit
	57741	■	RI 5.5	L13	1 unit









*2) For information on torques see page 154

*** Figure shows the new insertion post which will be available from the end of 2015 / start of 2016!

Cover screws

Description	Art. No.	Colour code	Size	Quantity
<ul style="list-style-type: none"> • Implant cover screws Material: Titan Grade 4 (sterile packaged) Tool: Hexagon screwdriver 1.25 mm *2) 	55608	■	S / RI 3.75	1 unit
	55615	■	S / RI 4.1	1 unit
	55616	■	S / RI 4.5	1 unit
	55908	■	S / RI 5.5	1 unit



Healing posts

Description	Art. No.	Colour code	Size	Quantity
<ul style="list-style-type: none"> • Healing post (prefabricated gingival former) Material: Titanium alloy (sterile packaged) Tool: Hexagon screwdriver 1.25 mm / slot screwdriver *2) 	Ø 4.0 mm healing post			
	55590	■ ■	S 3.25-3.75 / RI 3.75	L3 1 unit
	55591	■ ■	S 3.25-3.75 / RI 3.75	L5 1 unit
	55592	■ ■	S 3.25-3.75 / RI 3.75	L7 1 unit
	Ø 4.5 mm healing post			
	56300	■ ■ ■ ■	S 3.25-4.5 / RI 3.75-4.5	L3 1 unit
	56301	■ ■ ■ ■	S 3.25-4.5 / RI 3.75-4.5	L5 1 unit
	56302	■ ■ ■ ■	S 3.25-4.5 / RI 3.75-4.5	L7 1 unit
	Ø 5.0 mm healing post			
	55593	■ ■ ■ ■	S 3.25-4.5 / RI 3.75-4.5	L3 1 unit
	55594	■ ■ ■ ■	S 3.25-4.5 / RI 3.75-4.5	L5 1 unit
	55595	■ ■ ■ ■	S 3.25-4.5 / RI 3.75-4.5	L7 1 unit
	Ø 6.0 mm healing post			
	56303	■ ■ ■ ■ ■	S 3.25-5.5 / RI 3.75-5.5	L3 1 unit
	56304	■ ■ ■ ■ ■	S 3.25-5.5 / RI 3.75-5.5	L5 1 unit
	56305	■ ■ ■ ■ ■	S 3.25-5.5 / RI 3.75-5.5	L7 1 unit



Healing posts					
Description	Art. No.	Colour code	Size	Quantity	
<ul style="list-style-type: none"> • Healing post, conical (prefabricated gingival former for bar restorations) Material: Titanium alloy (sterile packaged) Tool: Hexagon screwdriver 1.25 mm / slot screwdriver *2) 	Ø 6.0 mm healing post				
	57324	■ ■	S 3.25-3.75 / RI 3.75	L5	1 unit
	57339	■	S / RI 4.1	L5	1 unit
<ul style="list-style-type: none"> • Healing post, individual Ø 7 (individually finishable gingival former) comprising: <ul style="list-style-type: none"> • Healing post • Prosthesis screw Hex 1.25 mm Material: Polyether-ether-ketone (PEEK) Tool: Hexagon screwdriver 1.25 mm *2) 	55953	■ ■ ■ ■ ■	S 3.25-5.5 / RI / RS / RSX 3.75-5.5	1 unit	



*2) For information on torques see page 154



DESCRIPTION

The BEGO Semados® RS / RSX implant is a self-tapping, conical implant made of commercially pure titanium (Grade 4). In contrast to the RSX implant, the RS implant has a 0.5 mm machined cervical area.






If there is sufficient bone volume, it is recommended to use the largest possible implant diameter depending on the prosthetic concept. The reduced-diameter RS/RSX implant with a diameter of 3.0 must be used exclusively for restoring narrow gaps in the anterior teeth following the loss of upper or lower lateral incisors (12, 22, 32, 42) or lower central incisors (31, 41). Implant-prosthetic concepts which exert a high mechanical load on the implants and components should be implemented with large-diameter implants (> 4.0). In the case of bar restorations, it is recommended to use a diameter ≥ 4.1 for the terminal implants.



Consult instructions for use

Recommended implant diameters (from the perspective of mechanical strength)								
		3.0	3.75	4.1	4.5	5.5		
MAX	3.0	-	+	-	-	-	-	-
	3.75	+	+	+	+	0	-	-
	4.1	+	+	+	+	+	+	+
	4.5	+	+	+	+	+	+	+
	5.5	+	+	+	+	+	+	+
Tooth / region		1	2	3	4	5	6	7
MAND	5.5	+	+	+	+	+	+	+
	4.5	+	+	+	+	+	+	+
	4.1	+	+	+	+	+	+	+
	3.75	+	+	+	+	0	-	-
	3.0	+	+	-	-	-	-	-







- = not suitable / 0 = suitable for masticatory forces below 150 N / + = suitable

Implants						
Description	Art. No.	Colour code	Size		Quantity	
<ul style="list-style-type: none"> • BEGO Semados® implants RS 3.0 incl. cover screw and titanium insertion post TiPure^{Plus} surface Material: Titan Grade 4 (sterile packaged) • BEGO Guide-compatible 	57962	□	RS 3.0	L10	1 unit	 <p>New Ø 3.0</p> <p>***</p>
	57963	□	RS 3.0	L11.5	1 unit	
	57964	□	RS 3.0	L13	1 unit	
	57965	□	RS 3.0	L15	1 unit	
<ul style="list-style-type: none"> • BEGO Semados® implants RS 3.75 incl. cover screw and titanium insertion post TiPure^{Plus} surface Material: Titan Grade 4 (sterile packaged) • BEGO Guide-compatible 	57966	■	RS 3.75	L8.5	1 unit	 <p>***</p>
	57967	■	RS 3.75	L10	1 unit	
	57968	■	RS 3.75	L11.5	1 unit	
	57969	■	RS 3.75	L13	1 unit	
	57970	■	RS 3.75	L15	1 unit	
<ul style="list-style-type: none"> • BEGO Semados® implants RS 4.1 incl. cover screw and titanium insertion post TiPure^{Plus} surface Material: Titan Grade 4 (sterile packaged) • BEGO Guide-compatible 	57971	■	RS 4.1	L7	1 unit	 <p>***</p>
	57972	■	RS 4.1	L8.5	1 unit	
	57973	■	RS 4.1	L10	1 unit	
	57974	■	RS 4.1	L11.5	1 unit	
	57975	■	RS 4.1	L13	1 unit	
	57976	■	RS 4.1	L15	1 unit	
<ul style="list-style-type: none"> • BEGO Semados® implants RS 4.5 incl. cover screw and titanium insertion post TiPure^{Plus} surface Material: Titan Grade 4 (sterile packaged) • BEGO Guide-compatible 	57977	■	RS 4.5	L7	1 unit	 <p>***</p>
	57978	■	RS 4.5	L8.5	1 unit	
	57979	■	RS 4.5	L10	1 unit	
	57980	■	RS 4.5	L11.5	1 unit	
	57981	■	RS 4.5	L13	1 unit	
	57982	■	RS 4.5	L15	1 unit	
<ul style="list-style-type: none"> • BEGO Semados® implants RS 5.5 incl. cover screw and titanium insertion post TiPure^{Plus} surface Material: Titan Grade 4 (sterile packaged) 	57983	■	RS 5.5	L7	1 unit	 <p>***</p>
	57984	■	RS 5.5	L8.5	1 unit	
	57985	■	RS 5.5	L10	1 unit	
	57986	■	RS 5.5	L11.5	1 unit	
	57987	■	RS 5.5	L13	1 unit	

Note:
BEGO Semados® RS / RSX-Line 3.0-4.5 – Template-guided preparation with the BEGO Guide System possible

*2) For information on torques see page 154

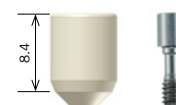
*** Figure shows the new insertion post which will be available from the end of 2015 / start of 2016!

Implants						
Description	Art. No.	Colour code	Size	Quantity		
<ul style="list-style-type: none"> • BEGO Semados® implants RSX 3.0 incl. cover screw and titanium insertion post TiPure^{Plus} surface Material: Titan Grade 4 (sterile packaged) • BEGO Guide-compatible 	57862	□	RSX 3.0 L10	1 unit	  ***	
	57863	□	RSX 3.0 L11.5	1 unit		
	57864	□	RSX 3.0 L13	1 unit		
	57865	□	RSX 3.0 L15	1 unit		
<ul style="list-style-type: none"> • BEGO Semados® implants RSX 3.75 incl. cover screw and titanium insertion post TiPure^{Plus} surface Material: Titan Grade 4 (sterile packaged) • BEGO Guide-compatible 	57866	■	RSX 3.75 L8.5	1 unit	 ***	
	57867	■	RSX 3.75 L10	1 unit		
	57868	■	RSX 3.75 L11.5	1 unit		
	57869	■	RSX 3.75 L13	1 unit		
	57870	■	RSX 3.75 L15	1 unit		
<ul style="list-style-type: none"> • BEGO Semados® implants RSX 4.1 incl. cover screw and titanium insertion post TiPure^{Plus} surface Material: Titan Grade 4 (sterile packaged) • BEGO Guide-compatible 	57871	■	RSX 4.1 L7	1 unit	 ***	
	57872	■	RSX 4.1 L8.5	1 unit		
	57873	■	RSX 4.1 L10	1 unit		
	57874	■	RSX 4.1 L11.5	1 unit		
	57875	■	RSX 4.1 L13	1 unit		
	57876	■	RSX 4.1 L15	1 unit		
<ul style="list-style-type: none"> • BEGO Semados® implants RSX 4.5 incl. cover screw and titanium insertion post TiPure^{Plus} surface Material: Titan Grade 4 (sterile packaged) • BEGO Guide-compatible 	57877	■	RSX 4.5 L7	1 unit	 ***	
	57878	■	RSX 4.5 L8.5	1 unit		
	57879	■	RSX 4.5 L10	1 unit		
	57880	■	RSX 4.5 L11.5	1 unit		
	57881	■	RSX 4.5 L13	1 unit		
	57882	■	RSX 4.5 L15	1 unit		
<ul style="list-style-type: none"> • BEGO Semados® implants RSX 5.5 incl. cover screw and titanium insertion post TiPure^{Plus} surface Material: Titan Grade 4 (sterile packaged) 	57883	■	RSX 5.5 L7	1 unit	 ***	
	57884	■	RSX 5.5 L8.5	1 unit		
	57885	■	RSX 5.5 L10	1 unit		
	57886	■	RSX 5.5 L11.5	1 unit		
	57887	■	RSX 5.5 L13	1 unit		

Cover screws				
Description	Art. No.	Colour code	Size	Quantity
<ul style="list-style-type: none"> • Implant cover screws Material: Titan Grade 4 (sterile packaged) Tool: Hexagon screwdriver 1.25 mm *2) 	57950	□	RS / RSX 3.0	1 unit
	57951	■	RS / RSX 3.75	1 unit
	57952	■	RS / RSX 4.1	1 unit
	57953	■	RS / RSX 4.5	1 unit
	57954	■	RS / RSX 5.5	1 unit



Healing post				
Description	Art. No.	Colour code	Size	Quantity
<ul style="list-style-type: none"> • Healing post, individual Ø 7 (individually finishable gingival former) comprising: <ul style="list-style-type: none"> • Healing post • Prosthesis screw Hex 1.25 mm Material: Polyether-ether-ketone (PEEK) Tool: Hexagon screwdriver 1.25 mm *2) 	55953	■ ■ ■ ■ ■	S 3.25-5.5 / RI / RS / RSX 3.75-5.5	1 unit



*2) For information on torques see page 154

Healing post Platform Switch


Description	Art. No.	Colour code	Size	Quantity
<ul style="list-style-type: none"> • PS HP (prefabricated gingival former) Material: Titanium alloy (sterile packaged) Tool: Hexagon screwdriver 1.25 mm / slot screwdriver *2) 	Implant diameter 3.0			
	57764	□	RS / RSX 3.0	Ø 3.0 L3 1 unit
	57765	□	RS / RSX 3.0	Ø 3.0 L5 1 unit
	57766	□	RS / RSX 3.0	Ø 3.0 L7 1 unit
	57767	□	RS / RSX 3.0	Ø 4.0 L3 1 unit
	57768	□	RS / RSX 3.0	Ø 4.0 L5 1 unit
	57769	□	RS / RSX 3.0	Ø 4.0 L7 1 unit
	Implant diameter 3.75			
	57807	■	RS / RSX 3.75	Ø 4.5 L3 1 unit
	57808	■	RS / RSX 3.75	Ø 4.5 L5 1 unit
	58150	■	RS / RSX 3.75	Ø 4.5 L7 1 unit
	Implant diameter 4.1			
	57809	■	RS / RSX 4.1	Ø 5.0 L3 1 unit
	57810	■	RS / RSX 4.1	Ø 5.0 L5 1 unit
	58151	■	RS / RSX 4.1	Ø 5.0 L7 1 unit
	Implant diameter 4.5			
	57811	■	RS / RSX 4.5	Ø 5.5 L3 1 unit
	57812	■	RS / RSX 4.5	Ø 5.5 L5 1 unit
	58152	■	RS / RSX 4.5	Ø 5.5 L7 1 unit
	Implant diameter 5.5			
	57813	■	RS / RSX 5.5	Ø 6.5 L3 1 unit
	57814	■	RS / RSX 5.5	Ø 6.5 L5 1 unit
	58153	■	RS / RSX 5.5	Ø 6.5 L7 1 unit



Healing post Platform Switch					
Description	Art. No.	Colour code	Size		Quantity
<ul style="list-style-type: none"> • PS HPW (prefabricated gingival former) Material: Titanium alloy (sterile packaged) Tool: Hexagon screwdriver 1.25 mm / slot screwdriver *2) 	Implant diameter 3.75				
	57815	■	RS / RSX 3.75	Ø 5.5 L3	1 unit
	58200	■	RS / RSX 3.75	Ø 5.5 L5	1 unit
	58201	■	RS / RSX 3.75	Ø 5.5 L7	1 unit
	Implant diameter 4.1				
	57816	■	RS / RSX 4.1	Ø 6.0 L3	1 unit
	58202	■	RS / RSX 4.1	Ø 6.0 L5	1 unit
	58203	■	RS / RSX 4.1	Ø 6.0 L7	1 unit
	Implant diameter 4.5				
	57817	■	RS / RSX 4.5	Ø 6.5 L3	1 unit
	58204	■	RS / RSX 4.5	Ø 6.5 L5	1 unit
	58205	■	RS / RSX 4.5	Ø 6.5 L7	1 unit
	Implant diameter 5.5				
	57818	■	RS / RSX 5.5	Ø 7.0 L3	1 unit
	58206	■	RS / RSX 5.5	Ø 7.0 L5	1 unit
	58207	■	RS / RSX 5.5	Ø 7.0 L7	1 unit



*2) For information on torques see page 154



DESCRIPTION

The BEGO Semados® Mini implant is a bone condensing, non-self-tapping implant made of commercially pure titanium (Grade 4).

BEGO Semados® Mini implants 2.7-3.1 can be used in combination with a bar joint restoration. At least four implants should be placed in the edentulous lower jaw and between 4 and 6 implants in the upper jaw. In the case of bar restorations, it is recommended to use the 3.1 diameter for the terminal implants.

BEGO Semados® Mini 2.9 and 3.1 can be used in combination with a ball attachment restoration. Here, two implants are to be placed per jaw.

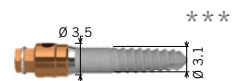
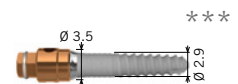
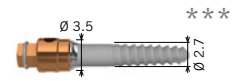
Only BEGO Semados® Mini implants 3.1 are approved for prosthetic treatment with Easy-Con Mini abutments. Use 2-4 implants here.

BEGO Semados® Mini 2.9 and 3.1 implants can be used for restoring narrow gaps in the anterior teeth following loss of upper or lower lateral incisors (12, 22, 32, 42) or lower central incisors (31, 41).



Consult instructions for use

Implants					
Description	Art. No.	Colour code	Size		Quantity
<ul style="list-style-type: none"> BEGO Semados® implants Mini 2.7 incl. cover screw and titanium insertion post TiPure^{Plus} surface Material: Titan Grade 4 (sterile packaged) 	56947	■ ■	Mini 2.7	L11.5	1 unit
	56948	■ ■	Mini 2.7	L13	1 unit
	56949	■ ■	Mini 2.7	L15	1 unit
<ul style="list-style-type: none"> BEGO Semados® implants Mini 2.9 incl. cover screw and titanium insertion post TiPure^{Plus} surface Material: Titan Grade 4 (sterile packaged) 	56950	■ ■	Mini 2.9	L11.5	1 unit
	56951	■ ■	Mini 2.9	L13	1 unit
	56952	■ ■	Mini 2.9	L15	1 unit
<ul style="list-style-type: none"> BEGO Semados® implants Mini 3.1 incl. cover screw and titanium insertion post TiPure^{Plus} surface Material: Titan Grade 4 (sterile packaged) 	56953	■ ■	Mini 3.1	L11.5	1 unit
	56954	■ ■	Mini 3.1	L13	1 unit
	56955	■ ■	Mini 3.1	L15	1 unit



*2) For information on torques see page 154

*** Figure shows the new insertion post which will be available from the end of 2015 / start of 2016!

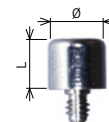
Cover screws


Description	Art. No.	Colour code	Size	Quantity
<ul style="list-style-type: none"> Implant cover screw Mini Material: Titan Grade 4 (sterile packaged) Tool: Hexagon screwdriver 1.25 mm *2) 	56956	■	Mini 2.7-3.1 L2	1 unit



Healing post

Description	Art. No.	Colour code	Size	Quantity
<ul style="list-style-type: none"> Healing post Mini (prefabricated gingival former) Material: Titanium alloy (sterile packaged) Tool: Hexagon screwdriver 1.25 mm / slot screwdriver *2) 	Ø 3.5 mm healing post			
	56957	■	Mini 2.7-3.1 L3	1 unit
	56958	■	Mini 2.7-3.1 L4	1 unit
	57252	■	Mini 2.7-3.1 L7	1 unit





DESCRIPTION

The BEGO Semados® provisional implant (PI) is a self-tapping, temporary implant made of Titan Grade 5, which is not suitable for osseointegration and long-term fixations > 12 months due to its untreated surface.

BEGO Semados® provisional implants can be used in both partially and fully edentulous patients. They are exclusively used for temporary treatment (\leq 12 months) for one of the following applications:

- Stabilising of bridges and prostheses in the healing phase of the definitive implants
- Relieving loads on augmented areas and soft tissue
- Interim restorations
- Fixation of templates for guided surgery

Implants				
Description	Art. No.	Colour code	Size	Quantity
<ul style="list-style-type: none"> BEGO Semados® provisional implant (PI) Material: Titanium alloy (sterile packaged) 	57660		Ø 2.8 L14	1 unit
	57673		Ø 2.8 L14	10 units



Surgical tray				
Description	Art. No.	Colour code	Size	Quantity
<ul style="list-style-type: none"> BEGO Semados® PI tray incl. container, fully equipped 	57670			1 unit



Impression taking				
Description	Art. No.	Colour code	Size	Quantity
<ul style="list-style-type: none"> PI multifunctional cap Material: Titanium alloy 	57661			1 unit
	57674			5 units












Matrices				
Description	Art. No.	Colour code	Size	Quantity
<ul style="list-style-type: none"> PI multifunctional cap Material: Titanium alloy 	57661			1 unit
	57674			5 units
<ul style="list-style-type: none"> PI protection cap Material: Polyether-ether-ketone (PEEK) (sterile packaged) 	57662			5 units



Implant analogs				
Description	Art. No.	Colour code	Size	Quantity
<ul style="list-style-type: none"> PI implant analogs 	57671			1 unit
	57675			5 units



Tools					
Description	Art. No.	Colour code	Size	Quantity	
• PI depth drill	57664		Ø 1.5	1 unit	
• PI paralleling post	57663			1 unit	
• PI insertion tool with W&H contra-angle connection	57665			1 unit	
• BEGO Semados® ratchet adapter with ratchet connection for universal use of the ratchet (ratchet grips the adapter head / adapter shaft takes standard dental shaft according to EN ISO 1797-1)	55599		L8	1 unit	
• PI removal tool	57666			1 unit	
• PI ratchet	57668			1 unit	
• PI bending instrument	57667			1 unit	
• PI stabilizer	57669			1 unit	



OVERVIEW

BEGO Guide System S-Line


40

BEGO Guide System RS / RSX-Line


43

BEGO Guide System S-Line

Tray for guided surgery				
Description	Art. No.	Colour code	Size	Quantity
<ul style="list-style-type: none"> BEGO Guide S-Line Tray incl. container, fully equipped 	57399		S-Line	1 unit




Master sleeves for guided surgery				
Description	Art. No.	Colour code	Size	Quantity
<ul style="list-style-type: none"> BEGO Guide master sleeves 	57395		Ø 4.2 (A), S / RS / RSX	1 unit
	57396		Ø 4.2 (A), S / RS / RSX	1 unit
	57397		Ø 4.7 (B), S / RS / RSX	1 unit
	57398		Ø 4.7 (B), S / RS / RSX	1 unit



Reduction sleeves for guided surgery				
Description	Art. No.	Colour code	Size	Quantity
<ul style="list-style-type: none"> BEGO Guide Spoons 	57411		Ø 1.6 (A1), S-Line	1 unit
	57412		Ø 2.5 (A2), S-Line	1 unit
	57413		Ø 2.8 (A3), S 3.25	1 unit
	57414		Ø 3.25 (A4), S 3.75	1 unit
	57415		Ø 1.6 (B1), S-Line	1 unit
	57416		Ø 2.5 (B2), S-Line	1 unit
	57417		Ø 2.8 (B3), S 3.25	1 unit
	57418		Ø 3.25 (B4), S 3.75	1 unit
	57419		Ø 3.65 (B5), S 4.1	1 unit
	57420		Ø 4.0 (B6), S 4.5	1 unit











Tissue punches for guided surgery				
Description	Art. No.	Colour code	Size	Quantity
<ul style="list-style-type: none"> BEGO Guide tissue punches 	57421	□ ■ ■	Ø 4.2 (A), S 3.25-3.75 / RS / RSX 3.0-3.75	1 unit
	57422	■ ■	Ø 4.7 (B), S / RS / RSX 4.1-4.5	1 unit




Note:
BEGO Guide System S-Line – Template-guided preparation of BEGO Semados® S-Line 3.25-4.5 possible

BEGO Guide System S-Line

Drills					
Description	Art. No.	Colour code	Size	Quantity	
• BEGO Guide centre drill	57459		Ø 4.2 (A), S 3.25-3.75 / RS / RSX 3.0-3.75	1 unit	
	57463		Ø 4.7 (B), S / RS / RSX 4.1-4.5	1 unit	
• BEGO Guide pilot drill	57423		Ø 1.6 L18 (X1), S-Line	1 unit	
	57424		Ø 1.6 L23.5 (Y1), S-Line	1 unit	
	57425		Ø 1.6 L29 (Z1), S-Line	1 unit	
• BEGO Guide depth drill	57426		Ø 2.5 L18 (X2), S-Line	1 unit	
	57427		Ø 2.5 L23.5 (Y2), S-Line	1 unit	
	57428		Ø 2.5 L29 (Z2), S-Line	1 unit	
• BEGO Guide depth drill	57429	■	Ø 2.8 L18 (X3), S 3.25	1 unit	
	57430	■	Ø 2.8 L23.5 (Y3), S 3.25	1 unit	
	57431	■	Ø 2.8 L29 (Z3), S 3.25	1 unit	
• BEGO Guide depth drill	57432	■	Ø 3.25 L18 (X4), S 3.75	1 unit	
	57433	■	Ø 3.25 L23.5 (Y4), S 3.75	1 unit	
	57434	■	Ø 3.25 L29 (Z4), S 3.75	1 unit	
• BEGO Guide depth drill	57435	■	Ø 3.65 L18 (X5), S 4.1	1 unit	
	57436	■	Ø 3.65 L23.5 (Y5), S 4.1	1 unit	
	57437	■	Ø 3.65 L29 (Z5), S 4.1	1 unit	
• BEGO Guide depth drill	57438	■	Ø 4.0 L18 (X6), S 4.5	1 unit	
	57439	■	Ø 4.0 L23.5 (Y6), S 4.5	1 unit	
	57441	■	Ø 4.0 L29 (Z6), S 4.5	1 unit	
• BEGO Guide countersink	57442	■	(3), S 3.25	1 unit	
	57443	■	(4), S 3.75	1 unit	
	57444	■	(5), S 4.1	1 unit	
	57445	■	(6), S 4.5	1 unit	

BEGO Guide System S-Line

Drills				
Description	Art. No.	Colour code	Size	Quantity
• BEGO Guide screw tapper	57446	■	(3), S 3.25	1 unit
	57447	■	(4), S 3.75	1 unit
	57448	■	(5), S 4.1	1 unit
	57449	■	(6), S 4.5	1 unit



Connector for guided surgery				
Description	Art. No.	Colour code	Size	Quantity
• BEGO Guide Connector	57450		∅ 4.2 (AX), S-Line	1 unit
	57451		∅ 4.2 (AY), S-Line	1 unit
	57452		∅ 4.2 (AZ), S-Line	1 unit
	57453		∅ 4.7 (BX), S-Line	1 unit
	57454		∅ 4.7 (BY), S-Line	1 unit
	57455		∅ 4.7 (BZ), S-Line	1 unit
• BEGO Guide depth stop ring connector	57456		∅ 4.2 (A), S / RS / RSX	1 unit
	57457		∅ 4.7 (B), S / RS / RSX	1 unit
• BEGO Guide ratchet adapter for connector	57458		S-Line	1 unit







Note:
BEGO Guide System S-Line – Template-guided preparation of BEGO Semados® S-Line 3.25-4.5 possible

BEGO Guide System RS / RSX-Line

Tray for guided surgery				
Description	Art. No.	Colour code	Size	Quantity
<ul style="list-style-type: none"> • BEGO Guide Tr incl. container, fully equipped 	58071		RS / RSX-Line	1 unit




Master sleeves for guided surgery				
Description	Art. No.	Colour code	Size	Quantity
<ul style="list-style-type: none"> • BEGO Guide master sleeves 	57395		Ø 4.2 (A), S / RS / RSX	10 units
	57396		Ø 4.2 (A), S / RS / RSX	25 units
	57397		Ø 4.7 (B), S / RS / RSX	10 units
	57398		Ø 4.7 (B), S / RS / RSX	25 units



Reduction sleeves for guided surgery				
Description	Art. No.	Colour code	Size	Quantity
<ul style="list-style-type: none"> • BEGO Guide Sp 	57686		Ø 2.0 (A1), RS / RSX	1 unit
	57687		Ø 2.5 (A2), RS / RSX	1 unit
	57688		Ø 2.8 (A3), RS / RSX 3.0	1 unit
	57689		Ø 3.4 (A4), RS / RSX 3.75	1 unit
	57690		Ø 2.0 (B1), RS / RSX	1 unit
	57691		Ø 2.5 (B2), RS / RSX	1 unit
	57692		Ø 2.8 (B3), RS / RSX 3.0	1 unit
	57693		Ø 3.4 (B4), RS / RSX 3.75	1 unit
	57694		Ø 3.8 (B5), RS / RSX 4.1	1 unit
	57695		Ø 4.1 (B6), RS / RSX 4.5	1 unit


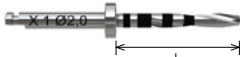


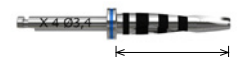





Tissue punches for guided surgery				
Description	Art. No.	Colour code	Size	Quantity
<ul style="list-style-type: none"> • BEGO Guide tissue punches 	57421	□ ■ ■	Ø 4.2 (A), S 3.25-3.75 / RS / RSX 3.0-3.75	1 unit
	57422	■ ■ ■	Ø 4.7 (B), S / RS / RSX 4.1-4.5	1 unit




Note:
BEGO Guide System RS / RSX-Line – Template-guided preparation of BEGO Semados® RS / RSX-Line 3.0-4.5 possible

BEGO Guide System RS / RSX-Line




Drills					
Description	Art. No.	Colour code	Size	Quantity	
• BEGO Guide centre drill	57459		Ø 4.2 (A), S 3.25-3.75 / RS / RSX 3.0-3.75	1 unit	
	57463		Ø 4.7 (B), S / RS / RSX 4.1-4.5	1 unit	
• BEGO Guide PD (Pilot drill for guided surgery)	57696		Ø 2.0 L18 (X1), RS / RSX	1 unit	
	57697		Ø 2.0 L23.5 (Y1), RS / RSX	1 unit	
	57698		Ø 2.0 L29 (Z1), RS / RSX	1 unit	
• BEGO Guide DD (Depth drill for guided surgery)	57713		Ø 2.5 L18 (X2), RS / RSX	1 unit	
	57714		Ø 2.5 L23.5 (Y2), RS / RSX	1 unit	
	57715		Ø 2.5 L29 (Z2), RS / RSX	1 unit	
• BEGO Guide DD (Depth drill for guided surgery)	57716	□	Ø 2.8 L18 (X3), RS / RSX 3.0	1 unit	
	57717	□	Ø 2.8 L23.5 (Y3), RS / RSX 3.0	1 unit	
	57723	□	Ø 2.8 L29 (Z3), RS / RSX 3.0	1 unit	
• BEGO Guide DD (Depth drill for guided surgery)	57724	■	Ø 3.4 L18 (X4), RS / RSX 3.75	1 unit	
	57725	■	Ø 3.4 L23.5 (Y4), RS / RSX 3.75	1 unit	
	57726	■	Ø 3.4 L29 (Z4), RS / RSX 3.75	1 unit	
• BEGO Guide DD (Depth drill for guided surgery)	57727	■	Ø 3.8 L18 (X5), RS / RSX 4.1	1 unit	
	57733	■	Ø 3.8 L23.5 (Y5), RS / RSX 4.1	1 unit	
	57734	■	Ø 3.8 L29 (Z5), RS / RSX 4.1	1 unit	
• BEGO Guide DD (Depth drill for guided surgery)	57735	■	Ø 4.1 L18 (X6), RS / RSX 4.5	1 unit	
	57736	■	Ø 4.1 L23.5 (Y6), RS / RSX 4.5	1 unit	
	57737	■	Ø 4.1 L29 (Z6), RS / RSX 4.5	1 unit	
• BEGO Guide CS (Countersink for guided surgery)	58051	□	(3), RS / RSX 3.0	1 unit	
	58052	■	(4), RS / RSX 3.75	1 unit	
	58053	■	(5), RS / RSX 4.1	1 unit	
	58054	■	(6), RS / RSX 4.5	1 unit	

BEGO Guide System RS / RSX-Line

Drills				
Description	Art. No.	Colour code	Size	Quantity
<ul style="list-style-type: none"> BEGO Guide ST (Screw tappers for guided surgery) 	58055	□	(3), RS / RSX 3.0	1 unit
	58056	■	(4), RS / RSX 3.75	1 unit
	58057	■	(5), RS / RSX 4.1	1 unit
	58058	■	(6), RS / RSX 4.5	1 unit



Connector for guided surgery				
Description	Art. No.	Colour code	Size	Quantity
<ul style="list-style-type: none"> BEGO Guide Conn with contra-angle connection 	58059		Ø 4.2 (AX), RS / RSX	1 unit
	58060		Ø 4.2 (AY), RS / RSX	1 unit
	58061		Ø 4.2 (AZ), RS / RSX	1 unit
	58062		Ø 4.7 (BX), RS / RSX	1 unit
	58063		Ø 4.7 (BY), RS / RSX	1 unit
	58064		Ø 4.7 (BZ), RS / RSX	1 unit
<ul style="list-style-type: none"> BEGO Guide Conn with ratchet connection 	58065		Ø 4.2 (AX), RS / RSX	1 unit
	58066		Ø 4.2 (AY), RS / RSX	1 unit
	58067		Ø 4.2 (AZ), RS / RSX	1 unit
	58068		Ø 4.7 (BX), RS / RSX	1 unit
	58069		Ø 4.7 (BY), RS / RSX	1 unit
	58070		Ø 4.7 (BZ), RS / RSX	1 unit
<ul style="list-style-type: none"> BEGO Guide depth stop ring connector 	57456		Ø 4.2 (A), S / RS / RSX	1 unit
	57457		Ø 4.7 (B), S / RS / RSX	1 unit






Note:
BEGO Guide System RS / RSX-Line – Template-guided preparation of BEGO Semados® RS / RSX-Line 3.0-4.5 possible

BEGO Guide System – Optional items

Drills				
Description	Art. No.	Colour code	Size	Quantity
<ul style="list-style-type: none"> BEGO Guide – pilot drill, short / long for guided surgical pilot drilling 	57400		Ø 2.0 L22	1 unit
	57401		Ø 2.0 L30	1 unit





OVERVIEW

Drills S-Line	48
Drills RI-Line	51
Drills RS / RSX-Line	54
Drills Mini-Line	58
Bone shapers / trepans	59
Tools	60

BEGO Semados® S-Line

Tissue punches S / RI / RS / RSX-Line				
Description	Art. No.	Colour code	Size	Quantity
• Tissue punches S / RI / RS / RSX-Line	57056	■ ■	S 3.25-3.75 / RI / RS / RSX 3.75	1 unit
	57057	■	S / RI / RS / RSX 4.1	1 unit
	57058	■	S / RI / RS / RSX 4.5	1 unit
	57059	■	S / RI / RS / RSX 5.5	1 unit





Surgical tray				
Description	Art. No.	Colour code	Size	Quantity
• BEGO Semados® S-Line Tray ^{Plus} incl. container, excluding drill module S 5.5 (Art. No. 57347)	57340			1 unit



Drill module S-Line				
Description	Art. No.	Colour code	Size	Quantity
• Drill module S 5.5 for S-Line Tray ^{Plus} comprising: • Depth drill, short • Countersink • Screw tapper with ratchet connection	57347	■	S 5.5	1 unit







Drills S-Line				
Description	Art. No.	Colour code	Size	Quantity
• Pilot marker, short / long	57308		L15	1 unit
	57309		L23	1 unit
• Pilot drill, short / long alternative to pilot marker short / long	55752		L16	1 unit
	55811		L24	1 unit
• Depth drill 2.5, short / long	57100		L15	1 unit
	57101		L20	1 unit








BEGO Semados® S-Line

Drills S-Line				
Description	Art. No.	Colour code	Size	Quantity
• Depth drill S-Line, short	57102	■	S 3.25	1 unit
	57104	■	S 3.75-5.5	1 unit
	57106	■	S 4.1-5.5	1 unit
	57108	■	S 4.5-5.5	1 unit
	57110	■	S 5.5	1 unit
• Depth drill S-Line, long	57103	■	S 3.25	1 unit
	57105	■	S 3.75-5.5	1 unit
	57107	■	S 4.1-5.5	1 unit
	57109	■	S 4.5-5.5	1 unit
	• Countersink S-Line	57350	■	S 3.25
57351		■	S 3.75	1 unit
57352		■	S 4.1	1 unit
57353		■	S 4.5	1 unit
57354		■	S 5.5	1 unit
• Screw tapper S-Line	57332	■	S 3.25	1 unit
	57333	■	S 3.75	1 unit
	57334	■	S 4.1	1 unit
	57335	■	S 4.5	1 unit
	57336	■	S 5.5	1 unit







BEGO Semados® S-Line

Drill stop sets				
Description	Art. No.	Colour code	Size	Quantity
<ul style="list-style-type: none"> • Drill stops for S-Line and RI-Line (first generation), not compatible with RI-Line Tray^{Plus} and RI-Line drills as of Art. No. 57*** 	55804		Depth drill 2.5 S 3.25-3.75 / RI 3.75	1 set
	55715		S / RI 4.1	1 set
	55810		S / RI 4.5	1 set
	55910		S / RI 5.5	1 set
<ul style="list-style-type: none"> • Drill stop Tray^{Plus} for S-Line and RI-Line (first generation), not compatible with RI-Line Tray^{Plus} and RI-Line drills as of Art. No. 57*** – incl. box 	57345		incl. all drill stops	1 unit



*4) Drills for single use S-Line

Description	Art. No.	Colour code	Size	Quantity
<ul style="list-style-type: none"> • *4) Drills for single use Basic kit comprising: <ul style="list-style-type: none"> • Pilot drill, short • Depth drill 2.5, short • Depth drill, short S 3.25 • Depth drill, short S 3.75 (sterile packaged) 	55596		S 3.25-3.75	1 unit
<ul style="list-style-type: none"> • *4) Single use depth drill (sterile packaged) 	56992		S 4.1	1 unit
	55597		S 4.5	1 unit
	55598		S 5.5	1 unit



Note:

Drills for single use are only available in Germany!


*4) Drills for single use S-Line are not compatible with BEGO Semados® drill stops or drill sleeves.

BEGO Semados® RI-Line

Tissue punches S / RI / RS / RSX-Line				
Description	Art. No.	Colour code	Size	Quantity
• Tissue punches S / RI / RS / RSX-Line	57056	■ ■	S 3.25-3.75 / RI / RS / RSX 3.75	1 unit
	57057	■	S / RI / RS / RSX 4.1	1 unit
	57058	■	S / RI / RS / RSX 4.5	1 unit
	57059	■	S / RI / RS / RSX 5.5	1 unit




Surgical tray				
Description	Art. No.	Colour code	Size	Quantity
• BEGO Semados® RI-Line Tray ^{Plus} incl. container, excluding drill module RI 5.5 (Art. No. 57613)	57612			1 unit



Drill module RI-Line				
Description	Art. No.	Colour code	Size	Quantity
• Drill module RI 5.5 comprising: • Depth drill • Countersink • Threadformer • Screw tapper	57613	■	RI 5.5	1 unit



Drills RI-Line				
Description	Art. No.	Colour code	Size	Quantity
• Pilot marker RI-Line 2.5, short/long	57581		L16	1 unit
	57582		L25	1 unit
• Depth drill RI-Line 2.5, short / long alternative to pilot marker RI-Line 2.5, short / long	57037		L15	1 unit
	57038		L20	1 unit
• Depth drill RI-Line 3.2, short / long	57583		L15	1 unit
	57584		L20	1 unit




BEGO Semados® RI-Line

Drills RI-Line					
Description	Art. No.	Colour code	Size	Quantity	
• Depth drill RI-Line, short	57585	■	RI 3.75	1 unit	
	57587	■	RI 4.1	1 unit	
	57589	■	RI 4.5	1 unit	
	57591	■	RI 5.5	1 unit	
• Depth drill RI-Line, long	57586	■	RI 3.75	1 unit	
	57588	■	RI 4.1	1 unit	
	57590	■	RI 4.5	1 unit	
• Countersink RI-Line	57592	■	RI 3.75	1 unit	
	57593	■	RI 4.1	1 unit	
	57594	■	RI 4.5	1 unit	
	57595	■	RI 5.5	1 unit	
• Threadformer RI-Line	55766	■	RI 3.25	1 unit	
	57615	■	RI 3.75	1 unit	
	57616	■	RI 4.1	1 unit	
	57617	■	RI 4.5	1 unit	
	57618	■	RI 5.5	1 unit	

BEGO Semados® RI-Line

Drills RI-Line				
Description	Art. No.	Colour code	Size	Quantity
<ul style="list-style-type: none"> Screw tapper RI-Line 	57619	■	RI 3.75	1 unit
	57620	■	RI 4.1	1 unit
	57621	■	RI 4.5	1 unit
	57622	■	RI 5.5	1 unit



Drill stop sets				
Description	Art. No.	Colour code	Size	Quantity
<ul style="list-style-type: none"> Drill stops RI-Line for RI-Line Tray^{PLUS} and RI-Line drills as of Art. No. 57*** (latest generation) 	57607		Depth drill RI 3.2	1 set
	57608	■ ■	RI 3.75-4.1	1 set
	57609	■ ■	RI 4.5-5.5	1 set
<ul style="list-style-type: none"> Drill stop Tray^{PLUS} RI-Line for RI-Line Tray^{PLUS} and RI-Line drills as of Art. No. 57*** (latest generation) – incl. storage box 	57610	■ ■ ■	incl. all drill stops	1 unit




BEGO Semados® RS / RSX-Line

Tissue punches S / RI / RS / RSX-Line				
Description	Art. No.	Colour code	Size	Quantity
• Tissue punches S / RI / RS / RSX-Line	57056	■ ■	S 3.25-3.75 / RI / RS / RSX 3.75	1 unit
	57057	■	S / RI / RS / RSX 4.1	1 unit
	57058	■	S / RI / RS / RSX 4.5	1 unit
	57059	■	S / RI / RS / RSX 5.5	1 unit



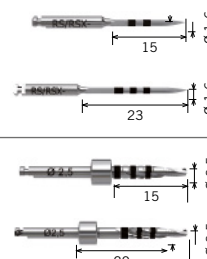
Surgical tray				
Description	Art. No.	Colour code	Size	Quantity
• BEGO Semados® RS / RSX-Line Tray ^{Plus} incl. container, excluding drill module RS / RSX 5.5 (Art. No. 57948)	57949			1 unit



Drill module RS / RSX-Line				
Description	Art. No.	Colour code	Size	Quantity
• Drill module RS / RSX 5.5 comprising: • Depth drill, short • Countersink • Screw tapper	57948	■	RS / RSX 5.5	1 unit




Drills RS / RSX-Line				
Description	Art. No.	Colour code	Size	Quantity
• Pilot marker RS / RSX-Line 1.6, short / long	57481		L15	1 unit
	57482		L23	1 unit
				1 unit
• Depth drill RS / RSX-Line 2.5, short / long	57926		L15	1 unit
	57927		L20	1 unit





BEGO Semados® RS / RSX-Line

Drills RS / RSX-Line				
Description	Art. No.	Colour code	Size	Quantity
<ul style="list-style-type: none"> Depth drill RS / RSX-Line, short 	57928	□	RS / RSX 3.0	1 unit
	57930	■	RS / RSX 3.75	1 unit
	57932	■	RS / RSX 4.1	1 unit
	57934	■	RS / RSX 4.5	1 unit
	57936	■	RS / RSX 5.5	1 unit
	<ul style="list-style-type: none"> DD D1 (Depth drill) Alternative article to the depth drill RS / RSX-Line, short, for optional use exclusively with exceptionally compact bone, especially in the mandible. 	57484	□	RS / RSX 3.0
57485		■	RS / RSX 3.75	1 unit
57486		■	RS / RSX 4.1	1 unit
57487		■	RS / RSX 4.5	1 unit
57488		■	RS / RSX 5.5	1 unit
<ul style="list-style-type: none"> Depth drill RS / RSX-Line, long 	57929	□	RS / RSX 3.0	1 unit
	57931	■	RS / RSX 3.75	1 unit
	57933	■	RS / RSX 4.1	1 unit
	57935	■	RS / RSX 4.5	1 unit
<ul style="list-style-type: none"> Countersink RS / RSX-Line 	57937	□	RS / RSX 3.0	1 unit
	57938	■	RS / RSX 3.75	1 unit
	57939	■	RS / RSX 4.1	1 unit
	57940	■	RS / RSX 4.5	1 unit
	57941	■	RS / RSX 5.5	1 unit

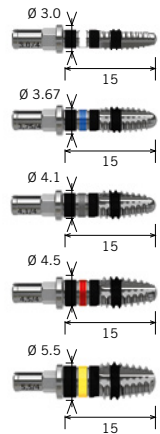


Expected to be available as of August 2015!




BEGO Semados® RS / RSX-Line









Drills RS / RSX-Line				
Description	Art. No.	Colour code	Size	Quantity
• Screw tapper RS / RSX-Line	57943	□	RS / RSX 3.0	1 unit
	57944	■	RS / RSX 3.75	1 unit
	57945	■	RS / RSX 4.1	1 unit
	57946	■	RS / RSX 4.5	1 unit
	57947	■	RS / RSX 5.5	1 unit



Drill stop sets				
Description	Art. No.	Colour code	Size	Quantity
• Drill stops RS / RSX-Line for RS / RSX-Line Tray ^{Plus}	57476		Depth drill RS / RSX 2.5	1 set
	57477	□	RS / RSX 3.0	1 set
	57478	■	RS / RSX 3.75	1 set
	57479	■	RS / RSX 4.1-4.5	1 set
	57480	■	RS / RSX 5.5	1 set
• Drill stop Tray ^{Plus} RS / RSX-Line for RS / RSX-Line Tray ^{Plus} – incl. box	57483	□ ■ ■ ■ ■	incl. all drill stops	1 unit




BEGO Semados® RS / RSX-Line

Drills for single use RS / RSX-Line					
Description	Art. No.	Colour code	Size	Quantity	
<ul style="list-style-type: none"> • DFSU BK comprising: <ul style="list-style-type: none"> • Pilot marker, short • Depth drill 2.5, short • Depth drill RS / RSX 3.0, short • Depth drill RS / RSX 3.75, short (sterile packaged) 	56756		RS / RSX 3.0-3.75	1 unit	
					
					
					
<ul style="list-style-type: none"> • DFSU DD comprising: <ul style="list-style-type: none"> • Depth drill, short (sterile packaged) 	56757		RS / RSX 4.1	1 unit	
	56758		RS / RSX 4.5	1 unit	
	56759		RS / RSX 5.5	1 unit	
					

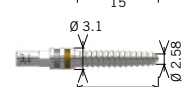
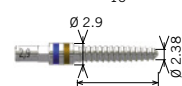
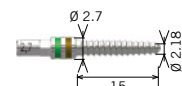
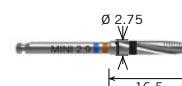
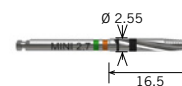
Note:
Drills for single use are only available in Germany!

BEGO Semados® Mini-Line

Surgical tray				
Description	Art. No.	Colour code	Size	Quantity
<ul style="list-style-type: none"> Mini- / Osseo^{Plus} Tray incl. container, fully equipped 	56970			1 unit



Drills Mini-Line				
Description	Art. No.	Colour code	Size	Quantity
<ul style="list-style-type: none"> Initial drill 	55714			1 unit
<ul style="list-style-type: none"> DD (Depth drill) 	57995	■ ■	Mini 2.7	1 unit
	57996	■ ■	Mini 2.9	1 unit
	57997	■ ■	Mini 3.1	1 unit
<ul style="list-style-type: none"> Threadformer Mini-Line 	56979	■ ■	Mini 2.7	1 unit
	56980	■ ■	Mini 2.9	1 unit
	56981	■ ■	Mini 3.1	1 unit




Optional drills Mini-Line				
Description	Art. No.	Colour code	Size	Quantity
<ul style="list-style-type: none"> Gap-cutter disc 	56985			1 unit
<ul style="list-style-type: none"> Gap-cutter burr 	56986			1 unit



Bone shapers









Description	Art. No.	Colour code	Size	Quantity
• Bone profiler	57467	■ ■	S 3.25-3.75 / RI / RS / RSX 3.75	1 unit
	57468	■	S / RI / RS / RSX 4.1	1 unit
	57469	■	S / RI / RS / RSX 4.5	1 unit
	57470	■	S / RI / RS / RSX 5.5	1 unit



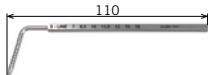







Trepan drills

Description	Art. No.	Colour code	Size	Quantity
• Trepan drill	55817		Ø 4.2 external / Ø 3.7 internal	L20 1 unit
	55815		Ø 5.0 external / Ø 4.1 internal	L20 1 unit
	56991		Ø 5.0 external / Ø 4.3 internal	L20 1 unit
	55816		Ø 6.0 external / Ø 5.1 internal	L20 1 unit



Surgical tools					
Description	Art. No.	Colour code	Size	Quantity	
• Drill extension (with internal cooling)	53821		Extension 17 mm	1 unit	
• Drill extension, one-piece, short / long (without internal cooling)	57265		Extension 15.8 mm	1 unit	
	55761		Extension 18.3 mm	1 unit	
• Insertion tool for implants, XS / short / long with ratchet connection	57260		L3	1 unit	 L
	55831		L6	1 unit	
	55830		L12.5	1 unit	
(L3 is not suitable for removal of the implant from the implant packaging)					
• Insertion tool for implants, short / long with contra-angle connection	56990		L21.5	1 unit	 L
	55832		L24	1 unit	
• Insertion tool for implants, W&H with W&H contra-angle connection	55848		L21.5	1 unit	 L
• Guiding wrench Open-end wrench and guide pin for tools with ratchet connection	53897			1 unit	
• Paralleling post S-Line	55863		for pilot marker and depth drill 2.5	1 unit	
• Paralleling post RI-Line	57598		for pilot marker RI 2.5 / depth drill RI 3.2	1 unit	

Surgical tools					
Description	Art. No.	Colour code	Size	Quantity	
<ul style="list-style-type: none"> • Paralleling post RS / RSX-Line 	57956		for pilot marker RS / RSX and depth drill RS / RSX 2.5	2 units	
<ul style="list-style-type: none"> • Paralleling post Mini 	56972			1 unit	
<ul style="list-style-type: none"> • Depth gauges 	53872		S-Line	1 unit	
	55746		RI-Line	1 unit	
	57955		RS / RSX-Line	1 unit	
<ul style="list-style-type: none"> • Cleaning reamer for drill internal cooling 	55794				
<ul style="list-style-type: none"> • Glass-fibre pin for removal of encrustations on instruments 	55523				
<ul style="list-style-type: none"> • Spare brush for glass-fibre pin (picture shows the entire glass-fibre pin) 	55524				
<ul style="list-style-type: none"> • Ratchet / torque spanner with tightening torques 10-50 Ncm 	55799				
<ul style="list-style-type: none"> • BEGO Semados® ratchet adapter with ratchet connection for universal use of the ratchet (ratchet grips the adapter head / adapter shaft takes standard dental shaft according to EN ISO 1797-1) 	55599		L8		






OVERVIEW

Tools	64
Prosthetics BEGO Semados® S / RI-Line	67
Prosthetics BEGO Semados® RS / RSX-Line	95
Prosthetics BEGO Semados® Mini-Line	123

Prosthetics tray				
Description	Art. No.	Colour code	Size	Quantity
<ul style="list-style-type: none"> • Prosthetic kit comprising: <ul style="list-style-type: none"> • Prosthetic tray insert • Ratchet / torque spanner • Hexagon screwdriver 1.25 mm, short / long • Slot screwdriver, long • Box 	55826			1 unit



Prosthetic tools				
Description	Art. No.	Colour code	Size	Quantity
<ul style="list-style-type: none"> • Hexagon screwdriver 1.25 mm XS / short / long with conical ratchet connection for implant cover screws, healing posts, impression posts, insertion posts and prosthesis screws 	57266		L5	1 unit
	53949		L10	1 unit
	53948		L17	1 unit
<ul style="list-style-type: none"> • Hexagon screwdriver 1.25 mm for contra-angle, short / long conical for implant cover screws, healing posts, impression posts, insertion posts and prosthesis screws 	55563		L25	1 unit
	55564		L31	1 unit
<ul style="list-style-type: none"> • Slot screwdriver, short / long with ratchet connection for technician screws, healing posts and impression posts 	53953		L10	1 unit
	53952		L14	1 unit
				1 unit
<ul style="list-style-type: none"> • Ratchet / torque spanner with tightening torques 10-50 Ncm 	55799			1 unit
<ul style="list-style-type: none"> • BEGO Semados® ratchet adapter with ratchet connection for universal use of the ratchet (ratchet grips the adapter head / adapter shaft takes standard dental shaft according to EN ISO 1797-1) 	55599		L8	1 unit



Prosthetic tools				
Description	Art. No.	Colour code	Size	Quantity
<ul style="list-style-type: none"> • Technician's screwdriver with blades (4 different sizes) for technician screws and as a retainer for reamers 	53728			1 unit
<ul style="list-style-type: none"> • Grip-Tec^{Plus} comprising: <ul style="list-style-type: none"> • Universal instrument handle (for accepting implant analogs) 	56701			1 unit





OVERVIEW

CAD/CAM prostheses	68
Impression taking and model making	71
Crowns and bridges	72
Multi ^{Plus} prostheses	78
CAD/CAM Multi ^{Plus} prostheses	80
Hybrid prostheses	84
Screws	91

Note:

You will find the entire Platform Switch line for RS / RSX implants (CAD/CAM prostheses, impression taking and model making, crowns and bridges, hybrid prostheses) from page 95 onwards in this product catalogue.

CAD/CAM prostheses

BEGO CADAbut F (one-piece individual abutments)		
System	Implant diameter	Material
BEGO Semados® S-Line	3.25-3.75	BEGO Titan Grade 5 / Wirobond® MI+ / BeCe® CAD Zirkon XH
	4.1	
	4.5	
	5.5	
BEGO Semados® RI-Line	3.75	BEGO Titan Grade 5 / Wirobond® MI+ / BeCe® CAD Zirkon XH
	4.1	
	4.5	
	5.5	

BEGO CADAbut D (two-piece individual abutments)		
System	Implant diameter	Material
BEGO Semados® S-Line	3.25-3.75	Two-piece individual abutments are available in the following materials: <ul style="list-style-type: none"> • BeCe® CAD Zirkon XH • BeCe® CAD Zirkon+ • Wirobond® C+ • Range of CAD/Cast® alloys • BeCe® Temp
	4.1	
	4.5	
	5.5	
BEGO Semados® RI-Line	3.75	
	4.1	
	4.5	
	5.5	








BEGO CADBase (bar restorations and screw-retained bridges)		
System	Implant diameter	Material
BEGO Semados® S-Line	3.25-3.75	Bars and occlusally screw-retained bridges are available in the following materials: <ul style="list-style-type: none"> • Wirobond® MI+ • BEGO Titan Grade 5
	4.1	
	4.5	
	5.5	
BEGO Semados® RI-Line	3.75	
	4.1	
	4.5	
	5.5	



If you have any questions concerning customised CAD/CAM prostheses from BEGO Medical GmbH (procedures or conditions), please do not hesitate to contact:

BEGO Medical GmbH

Wilhelm-Herbst-Str. 1 · 28359 Bremen, Germany
 Tel. +49 421 2028-0 · Fax +49 421 2028-174
 E-mail info@bego-medical.de · www.bego.com

CAD/CAM prostheses

Bar shapes	
Description	
<ul style="list-style-type: none"> • ⁴DOLDER® bar joint attachment 2.3 mm 	
<ul style="list-style-type: none"> • ⁴DOLDER® bar joint attachment 3.0 mm 	
<ul style="list-style-type: none"> • ⁴DOLDER® bar attachment 3.0 mm 	
<ul style="list-style-type: none"> • Round bar 1.8 mm 	
<ul style="list-style-type: none"> • Horix bar 1.8 mm 	
<ul style="list-style-type: none"> • Horix element 1.8 mm 	
<ul style="list-style-type: none"> • Individual bar shapes / bar attachments 	

Bar attachments / ³ Locator® gauges	
Description	
<ul style="list-style-type: none"> • Bar attachments 1.8 mm (Ancora/Preci-Vertex) 	
<ul style="list-style-type: none"> • ³Locator® angle measurement gauge 	



CAD/CAM prostheses

CAD/CAM solutions					
Description	Art. No.	Colour code	Size	Quantity	
<ul style="list-style-type: none"> • Sub-Tec CAD Positioner comprising: <ul style="list-style-type: none"> • Sub-Tec CAD Positioner • Prosthesis screw Hex 1.25 mm Material: Polyether-ether-ketone (PEEK) Tool: Hexagon screwdriver 1.25 mm *2) 	57060		S 3.25-5.5 / RI / RS / RSX 3.75-5.5	1 unit	
<ul style="list-style-type: none"> • Sub-Tec CAD/CAM titanium adhesive abutment comprising: <ul style="list-style-type: none"> • Sub-Tec adhesive abutment • Prosthesis screw Sub-Tec^{Plus} • Technician screw Sub-Tec^{Plus} Material: Titanium alloy Tool: Hexagon screwdriver 1.25 mm / slot screwdriver *2) 	57285		S 3.25-3.75 / RI 3.75	1 unit	
	57287		S / RI 4.1	1 unit	
	57289		S / RI 4.5	1 unit	
	57291		S / RI 5.5	1 unit	
<ul style="list-style-type: none"> • Sub-Tec CAD/CAM titanium adhesive abutment no Hex comprising: <ul style="list-style-type: none"> • Sub-Tec adhesive abutment no Hex • Prosthesis screw Sub-Tec^{Plus} • Technician screw Sub-Tec^{Plus} Material: Titanium alloy Tool: Hexagon screwdriver 1.25 mm / slot screwdriver *2) 	57286		S 3.25-3.75 / RI 3.75	1 unit	
	57288		S / RI 4.1	1 unit	
	57290		S / RI 4.5	1 unit	
	57292		S / RI 5.5	1 unit	
<ul style="list-style-type: none"> • Sub-Tec CAD/CAM TiBase L comprising: <ul style="list-style-type: none"> • Sub-Tec TiBase • Prosthesis screw Sub-Tec^{Plus} • Technician screw Sub-Tec^{Plus} Material: Titanium alloy Tool: Hexagon screwdriver 1.25 mm / slot screwdriver *When using the Cerec® system, a Cerec / InLab Scanbody for Bluecam (36 units) REF 64 31 303 or Scanbody for Omnicam (36 units) REF 64 31 329 (Sirona Dental Systems GmbH, Bensheim, Germany) is required for fabricating the work. *2) 	57656		S 3.25-3.75 / RI 3.75	1 unit	
	57657		S / RI 4.1	1 unit	
	57658		S / RI 4.5	1 unit	
	57659		S / RI 5.5	1 unit	

*2) For information on torques see page 154

Impression taking and model making






Impression sets				
Description	Art. No.	Colour code	Size	Quantity
<ul style="list-style-type: none"> • Sub-Dent closed tray impression (Impression on implant with closed tray) comprising: <ul style="list-style-type: none"> • Impression post cap • Sub impression post • Titanium screw L11 • Implant analog Tool: Hexagon screwdriver 1.25 mm / slot screwdriver *2) 	55860	■	S 3.25	1 unit
	55539	■	S / RI 3.75	1 unit
	55617	■	S / RI 4.1	1 unit
	55618	■	S / RI 4.5	1 unit
	55551	■	S / RI 5.5	1 unit
<ul style="list-style-type: none"> • Sub-Dent open tray impression (Impression on implant with open tray) comprising: <ul style="list-style-type: none"> • Sub impression post • Titanium screw L16 and L21 • Implant analog Tool: Hexagon screwdriver 1.25 mm / slot screwdriver *2) 	55861	■	S 3.25	1 unit
	55540	■	S / RI 3.75	1 unit
	55619	■	S / RI 4.1	1 unit
	55620	■	S / RI 4.5	1 unit
	56500	■	S / RI 5.5	1 unit



Implant analogs				
Description	Art. No.	Colour code	Size	Quantity
<ul style="list-style-type: none"> • Implant analogs S / RI 	56694	■	S 3.25	1 unit
	56695	■	S / RI 3.75	1 unit
	56696	■	S / RI 4.1	1 unit
	56698	■	S / RI 4.5	1 unit
	56699	■	S / RI 5.5	1 unit



Crowns and bridges

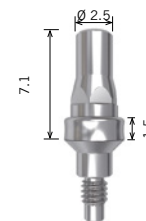
Provisional abutments					
Description	Art. No.	Colour code	Size	Quantity	
<ul style="list-style-type: none"> • Sub-Tec provisional abutment Ø 5.5 (Solid plastic abutment for temporary restorations) comprising: <ul style="list-style-type: none"> • Plastic abutment • Prosthesis screw Hex 1.25 mm • Technician screw L9 Material: Polyether-ether-ketone (PEEK) Tool: Hexagon screwdriver 1.25 mm / slot screwdriver *2) 	55952	■ ■ ■ ■	S 3.25-4.5 / RI 3.75-4.5	1 unit	
<ul style="list-style-type: none"> • Sub-Tec provisional abutment Ø 7 (Solid plastic abutment for temporary restorations) comprising: <ul style="list-style-type: none"> • Plastic abutment • Prosthesis screw Hex 1.25 mm • Technician screw L9 Material: Polyether-ether-ketone (PEEK) Tool: Hexagon screwdriver 1.25 mm / slot screwdriver *2) 	55951	■ ■ ■ ■ ■	S 3.25-5.5 / RI 3.75-5.5	1 unit	
<ul style="list-style-type: none"> • Sub-Tec provisional PEEK abutment comprising: <ul style="list-style-type: none"> • Sub-Tec provisional PEEK abutment • Prosthesis screw Hex 1.25 mm • Technician screw L9 Material: Polyether-ether-ketone (PEEK) Tool: Hexagon screwdriver 1.25 mm / slot screwdriver 	57494	■ ■	S 3.25-3.75 / RI 3.75	1 unit	
<ul style="list-style-type: none"> • Sub-Tec provisional PEEK abutment • Prosthesis screw Hex 1.25 mm • Technician screw L9 	57495	■ ■	S / RI 4.1-4.5	1 unit	
<ul style="list-style-type: none"> • Sub-Tec temporary titanium abutment comprising: <ul style="list-style-type: none"> • Sub-Tec temporary titanium abutment • Prosthesis screw Sub-Tec^{Plus} • Technician screw Sub-Tec^{Plus} Material: Titanium alloy Tool: Hexagon screwdriver 1.25 mm / slot screwdriver *2) 	57304	■ ■	S 3.25-3.75 / RI 3.75	1 unit	
<ul style="list-style-type: none"> • Sub-Tec temporary titanium abutment 	57305	■ ■ ■	S / RI 4.1	1 unit	
<ul style="list-style-type: none"> • Prosthesis screw Sub-Tec^{Plus} 	57306	■ ■ ■ ■	S / RI 4.5	1 unit	
<ul style="list-style-type: none"> • Technician screw Sub-Tec^{Plus} 	57307	■ ■ ■ ■ ■	S / RI 5.5	1 unit	
<ul style="list-style-type: none"> • Sub-Tec temporary titanium abutment no Hex comprising: <ul style="list-style-type: none"> • Sub-Tec temporary titanium abutment no Hex • Prosthesis screw Sub-Tec^{Plus} • Technician screw Sub-Tec^{Plus} Material: Titanium alloy Tool: Hexagon screwdriver 1.25 mm / slot screwdriver *2) 	57300	■ ■	S 3.25-3.75 / RI 3.75	1 unit	
<ul style="list-style-type: none"> • Sub-Tec temporary titanium abutment no Hex 	57301	■ ■ ■	S / RI 4.1	1 unit	
<ul style="list-style-type: none"> • Prosthesis screw Sub-Tec^{Plus} 	57302	■ ■ ■ ■	S / RI 4.5	1 unit	
<ul style="list-style-type: none"> • Technician screw Sub-Tec^{Plus} 	57303	■ ■ ■ ■ ■	S / RI 5.5	1 unit	

*2) For information on torques see page 154

Crowns and bridges

Provisional abutments

Description	Art. No.	Colour code	Size	Quantity
<ul style="list-style-type: none"> • Sub-Tec immediate temporary abutment Material: Titanium alloy Tool: Insertion tool for implants 	57402	■ ■	S 3.25-3.75 / RI 3.75	1 unit
	57403	■	S / RI 4.1	1 unit
	57404	■	S / RI 4.5	1 unit



Ceramic abutments

Description	Art. No.	Colour code	Size	Quantity
<ul style="list-style-type: none"> • BeCe® Sub-Tec ceramic abutment comprising: <ul style="list-style-type: none"> • Ceramic abutment • Prosthesis screw for ceramic abutment • Technician screw Sub-Tec^{Plus} Material: Zirconium oxide Tool: Hexagon screwdriver 1.25 mm / slot screwdriver *2) 	56092	■ ■ ■ ■	S 3.25-5.5 / RI 3.75-5.5	1 unit



Ceramic abutments, two-piece

Description	Art. No.	Colour code	Size	Quantity
<ul style="list-style-type: none"> • BeCe® Sub-Tec^{Plus} ceramic abutment comprising: <ul style="list-style-type: none"> • Ceramic sleeve • Adhesive abutment • Prosthesis screw Sub-Tec^{Plus} • Technician screw Sub-Tec^{Plus} Material: Zirconium oxide / titanium alloy Tool: Hexagon screwdriver 1.25 mm / slot screwdriver *2) 	57680	■ ■	S 3.25-3.75 / RI 3.75	1 unit
	57681	■ ■ ■	S / RI 4.1	1 unit
	57682	■ ■ ■	S / RI 4.5	1 unit
	57683	■ ■ ■ ■	S / RI 5.5	1 unit
<ul style="list-style-type: none"> • Holder BeCe® Sub- Tec^{Plus} for retaining the ceramic sleeve during processing 	57685			1 unit



Crowns and bridges

Solid abutments titanium						
Description	Art. No.	Colour code	Size		Quantity	
<ul style="list-style-type: none"> • Sub-Tec^{Plus} 15° titanium angulated abutment (angle over plain (type P) or edge (type E)) comprising: <ul style="list-style-type: none"> • Angulated abutment • Prosthesis screw Sub-Tec^{Plus} • Technician screw Sub-Tec^{Plus} Material: Titanium alloy Tool: Hexagon screwdriver 1.25 mm / slot screwdriver *2)	57132	■ ■	15° P GH 1-2	S 3.25-3.75 / RI 3.75	1 unit	
	57133	■ ■	15° P GH 2.5-4	S 3.25-3.75 / RI 3.75	1 unit	
	57134	■ ■	15° E GH 1-2	S 3.25-3.75 / RI 3.75	1 unit	
	57135	■ ■	15° E GH 2.5-4	S 3.25-3.75 / RI 3.75	1 unit	
	57136	■ ■ ■	15° P GH 1-2	S / RI 4.1	1 unit	
	57137	■ ■ ■	15° P GH 2.5-4	S / RI 4.1	1 unit	
	57138	■ ■ ■	15° E GH 1-2	S / RI 4.1	1 unit	
	57139	■ ■ ■	15° E GH 2.5-4	S / RI 4.1	1 unit	
	57140	■ ■ ■ ■	15° P GH 1-2	S / RI 4.5	1 unit	
	57141	■ ■ ■ ■	15° P GH 2.5-4	S / RI 4.5	1 unit	
	57142	■ ■ ■ ■	15° E GH 1-2	S / RI 4.5	1 unit	
	57143	■ ■ ■ ■	15° E GH 2.5-4	S / RI 4.5	1 unit	
	57144	■ ■ ■ ■ ■	15° P GH 1-2	S / RI 5.5	1 unit	
	57145	■ ■ ■ ■ ■	15° P GH 2.5-4	S / RI 5.5	1 unit	
	57146	■ ■ ■ ■ ■	15° E GH 1-2	S / RI 5.5	1 unit	
	57147	■ ■ ■ ■ ■	15° E GH 2.5-4	S / RI 5.5	1 unit	

Assortment set Sub-Tec ^{Plus}		
Description	Art. No.	Quantity
<ul style="list-style-type: none"> • Assortment set Sub-Tec^{Plus} 0° / 15° / 20° for choosing the correct abutment with corresponding gingival height and angle, comprising: <ul style="list-style-type: none"> • 20 parts + forceps 	57115	1 unit



Angulated abutment, type P

- Type P = Angle over Plain

Angulated abutment, type E

- Type E = Angle over Edge

*2) For information on torques see page 154


Crowns and bridges

Solid abutments titanium						
Description	Art. No.	Colour code	Size		Quantity	
<ul style="list-style-type: none"> • Sub-Tec^{Plus} 20° titanium angulated abutment (Angle over Plain (Type P) or Edge (Type E)) comprising: <ul style="list-style-type: none"> • Angulated abutment • Prosthesis screw Sub-Tec^{Plus} • Technician screw Sub-Tec^{Plus} Material: Titanium alloy Tool: Hexagon screwdriver 1.25 mm / slot screwdriver *2)	57148	■ ■	20° PGH 1-2	S 3.25-3.75 / RI 3.75	1 unit	
	57149	■ ■	20° PGH 2.5-4	S 3.25-3.75 / RI 3.75	1 unit	
	57150	■ ■	20° EGH 1-2	S 3.25-3.75 / RI 3.75	1 unit	
	57151	■ ■	20° EGH 2.5-4	S 3.25-3.75 / RI 3.75	1 unit	
	57152	■ ■ ■	20° PGH 1-2	S / RI 4.1	1 unit	
	57153	■ ■ ■	20° PGH 2.5-4	S / RI 4.1	1 unit	
	57154	■ ■ ■	20° EGH 1-2	S / RI 4.1	1 unit	
	57155	■ ■ ■	20° EGH 2.5-4	S / RI 4.1	1 unit	
	57156	■ ■ ■ ■	20° PGH 1-2	S / RI 4.5	1 unit	
	57157	■ ■ ■ ■	20° PGH 2.5-4	S / RI 4.5	1 unit	
	57158	■ ■ ■ ■	20° EGH 1-2	S / RI 4.5	1 unit	
	57159	■ ■ ■ ■	20° EGH 2.5-4	S / RI 4.5	1 unit	
	57160	■ ■ ■ ■ ■	20° PGH 1-2	S / RI 5.5	1 unit	
	57161	■ ■ ■ ■ ■	20° PGH 2.5-4	S / RI 5.5	1 unit	
	57162	■ ■ ■ ■ ■	20° EGH 1-2	S / RI 5.5	1 unit	
	57163	■ ■ ■ ■ ■	20° EGH 2.5-4	S / RI 5.5	1 unit	

Solid abutments titanium						
Description	Art. No.	Colour code	Size		Quantity	
<ul style="list-style-type: none"> • Sub-Tec^{Plus} titanium abutment comprising: <ul style="list-style-type: none"> • Titanium abutment • Prosthesis screw Sub-Tec^{Plus} • Technician screw Sub-Tec^{Plus} Material: Titanium alloy Tool: Hexagon screwdriver 1.25 mm / slot screwdriver *2)	57116	■ ■	GH 1-2	S 3.25-3.75 / RI 3.75	1 unit	
	57117	■ ■	GH 2.5-4	S 3.25-3.75 / RI 3.75	1 unit	
	57120	■ ■ ■	GH 1-2	S / RI 4.1	1 unit	
	57121	■ ■ ■	GH 2.5-4	S / RI 4.1	1 unit	
	57124	■ ■ ■ ■	GH 1-2	S / RI 4.5	1 unit	
	57125	■ ■ ■ ■	GH 2.5-4	S / RI 4.5	1 unit	
	57128	■ ■ ■ ■ ■	GH 1-2	S / RI 5.5	1 unit	
	57129	■ ■ ■ ■ ■	GH 2.5-4	S / RI 5.5	1 unit	

Crowns and bridges

Solid abutments titanium

Description	Art. No.	Colour code	Size	Quantity
<ul style="list-style-type: none"> • Sub-Tec titanium abutment, conical comprising: <ul style="list-style-type: none"> • Titanium abutment • Prosthesis screw Hex 1.25 mm • Technician screw L9 Material: Titan Grade 4 Tool: Hexagon screwdriver 1.25 mm / slot screwdriver *2)	56369	■ ■	S 3.25-3.75 / RI 3.75	1 unit
	56370	■ ■ ■ ■	S / RI 4.1-4.5	1 unit
	56371	■ ■ ■ ■ ■	S / RI 5.5	1 unit
				

Universal abutments

Description	Art. No.	Colour code	Size	Quantity
<ul style="list-style-type: none"> • Sub-Tec Universal comprising: <ul style="list-style-type: none"> • Universal base Hex • Sub-burnout acrylic sleeve Universal • Prosthesis screw for Sub-Tec Universal • Technician screw for Sub-Tec Universal (black) Material: Titanium alloy Tool: Hexagon screwdriver 1.25 mm / slot screwdriver *2)	55525	■ ■	S 3.25-3.75 / RI 3.75	1 unit
	55622	■	S / RI 4.1	1 unit
	55527	■	S / RI 4.5	1 unit
	55529	■	S / RI 5.5	1 unit
				
<ul style="list-style-type: none"> • Sub-Tec Universal no Hex comprising: <ul style="list-style-type: none"> • Universal base no Hex • Sub-burnout acrylic sleeve Universal • Prosthesis screw for Sub-Tec Universal • Technician screw for Sub-Tec Universal (black) Material: Titanium alloy Tool: Hexagon screwdriver 1.25 mm / slot screwdriver *2)	55526	■ ■	S 3.25-3.75 / RI 3.75	1 unit
	55623	■	S / RI 4.1	1 unit
	55528	■	S / RI 4.5	1 unit
	55530	■	S / RI 5.5	1 unit
				

*1) Alloy recommendation Bio PontoStar® XL (BEGO, REF 61140) / Bio PontoStar® (BEGO, REF 61104)




*2) For information on torques see page 154



Crowns and bridges

Universal abutments					
Description	Art. No.	Colour code	Size	Quantity	
<ul style="list-style-type: none"> • Internal reamer for Universal for reworking the internal snug fit 	55536		S 3.25-5.5 / RI / RS / RSX 3.75-5.5	1 unit	
<ul style="list-style-type: none"> • External reamer for Universal for reworking the external snug fit 	55538		S 3.25-4.5 / RI / RS / RSX 3.75-4.5	1 unit	
	55537		S 3.25-5.5 / RI / RS / RSX 3.75-5.5	1 unit	

Gold cast-on abutments					
Description	Art. No.	Colour code	Size	Quantity	
<ul style="list-style-type: none"> • Sub-Tec gold cast-on comprising: <ul style="list-style-type: none"> • Sub cast-on abutment • Sub-burnout acrylic sleeve gold cast-on • Prosthesis screw Hex 1.25 mm • Technician screw L9 Material: Gold-platinum alloy Tool: Hexagon screwdriver 1.25 mm / slot screwdriver *1) *2)	55862		S 3.25-3.75 / RI 3.75	1 unit	
	55624		S / RI 4.1	1 unit	
	56317		S / RI 4.5	1 unit	
	56510		S / RI 5.5	1 unit	
	55873		S 3.25-3.75 / RI 3.75	1 unit	
<ul style="list-style-type: none"> • Sub-Tec gold cast-on no Hex comprising: <ul style="list-style-type: none"> • Sub cast-on abutment no Hex • Sub-burnout acrylic sleeve gold cast-on • Prosthesis screw Hex 1.25 mm • Technician screw L9 Material: Gold-platinum alloy Tool: Hexagon screwdriver 1.25 mm / slot screwdriver *1) *2)	55625		S / RI 4.1	1 unit	
	56325		S / RI 4.5	1 unit	
	56515		S / RI 5.5	1 unit	
	53735		S 3.25-5.5 / RI / RS / RSX 3.75-5.5	1 unit	
<ul style="list-style-type: none"> • Internal reamer for Gold cast-on abutment for reworking the internal snug fit (only in combination with technician's screwdriver!) 					

MultiPlus prostheses

Auxiliary parts					
Description	Art. No.	Colour code	Size	Quantity	
<ul style="list-style-type: none"> MultiPlus insertion splint for determining the planned angulation 	57532		MultiPlus system	1 unit	
<ul style="list-style-type: none"> MultiPlus bone shapers (optional) for angulated implant bed preparation 	57551	■	S 3.25	1 unit	
	57541	■	S 3.75	1 unit	
	57542	■	S 4.1	1 unit	
	57543	■	S 4.5	1 unit	
<ul style="list-style-type: none"> MultiPlus adjustment supporters for aligning the implant hex 	57530		20° MultiPlus system	1 unit	
	57531		30° MultiPlus system	1 unit	

MultiPlus abutments					
Description	Art. No.	Colour code	Size	Quantity	
<ul style="list-style-type: none"> Sub-Tec MultiPlus abutment 0° comprising: <ul style="list-style-type: none"> Sub-Tec MultiPlus abutment 0° MultiPlus positioning aid 0° Material: Titanium alloy Tool: Insertion tool for MultiPlus abutment 0° *2) 	57505	■ ■	GH 1 S 3.25-3.75 / RI 3.75	1 unit	
	57508	■ ■	GH 3 S 3.25-3.75 / RI 3.75	1 unit	
	57506	■	GH 1 S / RI 4.1	1 unit	
	57509	■	GH 3 S / RI 4.1	1 unit	
	57507	■	GH 1 S / RI 4.5	1 unit	
	57510	■	GH 3 S / RI 4.5	1 unit	
<ul style="list-style-type: none"> Insertion tool for MultiPlus abutment 0° with ratchet connection 	57533		MultiPlus system	1 unit	

*2) For information on torques see page 154

Multi^{Plus} prostheses








Multi ^{Plus} abutments					
Description	Art. No.	Colour code	Size	Quantity	
<ul style="list-style-type: none"> • Sub-Tec Multi^{Plus} abutment 20° comprising: <ul style="list-style-type: none"> • Sub-Tec Multi^{Plus} abutment 20° • Multi^{Plus} positioning aid 20° • Prosthesis screw Multi^{Plus} Material: Titanium alloy (sterile packaged) Tool: Hexagon screwdriver 1.25 mm / slot screwdriver *2)	57511		GH 2.3-0.6 S 3.25-3.75 / RI 3.75	1 unit	
	57514		GH 4.0-2.3 S 3.25-3.75 / RI 3.75	1 unit	
	57512		GH 2.3-0.6 S / RI 4.1	1 unit	
	57515		GH 4.0-2.3 S / RI 4.1	1 unit	
	57513		GH 2.3-0.6 S / RI 4.5	1 unit	
	57516		GH 4.0-2.3 S / RI 4.5	1 unit	
<ul style="list-style-type: none"> • Sub-Tec Multi^{Plus} abutment 30° comprising: <ul style="list-style-type: none"> • Sub-Tec Multi^{Plus} abutment 30° • Multi^{Plus} positioning aid 30° • Prosthesis screw Multi^{Plus} Material: Titanium alloy (sterile packaged) Tool: Hexagon screwdriver 1.25 mm / slot screwdriver *2)	57517		GH 4.0-1.5 S 3.25-3.75 / RI 3.75	1 unit	
	57518		GH 4.0-1.5 S / RI 4.1	1 unit	
	57519		GH 4.0-1.5 S / RI 4.5	1 unit	

Healing posts					
Description	Art. No.	Colour code	Size	Quantity	
<ul style="list-style-type: none"> • Multi^{Plus} healing post (prefabricated gingival former) Material: Titanium alloy (sterile packaged) Tool: Hexagon screwdriver 1.25 mm 	57520		Multi ^{Plus} system L5	1 unit	
<ul style="list-style-type: none"> • Multi^{Plus} healing post mushroom (prefabricated gingival former) Material: Titanium alloy (sterile packaged) Tool: Hexagon screwdriver 1.25 mm 	57521		Multi ^{Plus} system L5	1 unit	

CAD/CAM Multi^{Plus} prostheses

BEGO CADBase (bar restorations and screw-retained bridges)

System	Implant diameter	Material
BEGO Semados® Multi ^{Plus}	Abutment level	Bars and occlusally screw-retained bridges are available in the following materials: <ul style="list-style-type: none"> • Wirobond® MI+ • BEGO Titan Grade 5

Bar shapes		
Description		
• 4DOLDER® bar joint attachment 2.3 mm		
• 4DOLDER® bar joint attachment 3.0 mm		
• 4DOLDER® bar attachment 3.0 mm		
• Round bar 1.8 mm		
• Horix bar 1.8 mm		
• Horix element 1.8 mm		
• Individual bar shapes / bar attachments		

List of manufacturers' registered trademarks, see page 138

*2) For information on torques see page 154

CAD/CAM Multi^{Plus} prostheses

Bar attachments / ³Locator[®] gauges

Description

- Bar attachments 1.8 mm (Ancora/Preci-Vertex)

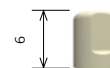


- ³Locator[®] angle measurement gauge



CAD/CAM solution

Description	Art. No.	Colour code	Size	Quantity
<ul style="list-style-type: none"> • CAD Positioner Multi^{Plus} comprising: <ul style="list-style-type: none"> • CAD Positioner Multi^{Plus} with integrated secondary screw Multi^{Plus} Material: Polyether-ether-ketone (PEEK) Tool: Hexagon screwdriver 1.25 mm *2) 	57529		Multi ^{Plus} system	1 unit



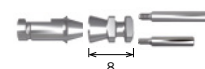

If you have any questions concerning customised CAD/CAM prostheses from BEGO Medical GmbH (procedures or conditions), please do not hesitate to contact:

BEGO Medical GmbH


Wilhelm-Herbst-Str. 1 · 28359 Bremen, Germany
 Tel. +49 421 2028-0 · Fax +49 421 2028-174
 E-Mail info@bego-medical.de · www.bego.com

MultiPlus prostheses

Impression sets				
Description	Art. No.	Colour code	Size	Quantity
<ul style="list-style-type: none"> MultiPlus closed tray impression, short / long (Impression on MultiPlus abutment with closed tray)	57522		MultiPlus system L8	1 unit
	57554		MultiPlus system L12	1 unit
comprising: <ul style="list-style-type: none"> MultiPlus impression post MultiPlus analog Material: Titanium alloy (sterile packaged) Tool: Hexagon screwdriver 1.25 mm *2)				
<ul style="list-style-type: none"> MultiPlus open tray impression (Impression on MultiPlus abutment with open tray)	57523		MultiPlus system	1 unit
comprising: <ul style="list-style-type: none"> MultiPlus impression post Titanium screw L11 and L16 MultiPlus analog Material: Titanium alloy (sterile packaged) Tool: Hexagon screwdriver 1.25 mm *2)				



Implant analogs				
Description	Art. No.	Colour code	Size	Quantity
<ul style="list-style-type: none"> MultiPlus analogs 	57524		MultiPlus system	1 unit
	57525		MultiPlus system	1 unit







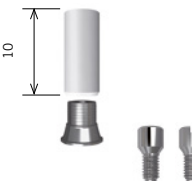

Protection analog				
Description	Art. No.	Colour code	Size	Quantity
<ul style="list-style-type: none"> MultiPlus protection analog to protect the basal edges when finishing the prosthesis Material: Titanium alloy	57537		MultiPlus system	1 unit



*1) Alloy recommendation: Bio PontoStar® XL (BEGO, REF 61140) / Bio PontoStar® (BEGO, REF 61104)

*2) For information on torques see page 154

MultiPlus prostheses

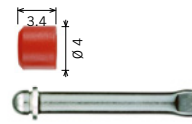
MultiPlus titanium abutment				
Description	Art. No.	Colour code	Size	Quantity
<ul style="list-style-type: none"> MultiPlus titanium abutment comprising: <ul style="list-style-type: none"> MultiPlus titanium abutment Secondary screw MultiPlus Technician screw MultiPlus Material: Titanium alloy (sterile packaged) Tool: Hexagon screwdriver 1.25 mm / slot screwdriver *2)	57526		MultiPlus system	1 unit
				
MultiPlus Universal abutment				
Description	Art. No.	Colour code	Size	Quantity
<ul style="list-style-type: none"> MultiPlus Universal comprising: <ul style="list-style-type: none"> MultiPlus burnout acrylic sleeve Universal Secondary screw MultiPlus Technician screw MultiPlus Material: Polyoxymethylene (POM) Tool: Hexagon screwdriver 1.25 mm / slot screwdriver *2)	57538		MultiPlus system	1 unit
				
<ul style="list-style-type: none"> Internal reamer for MultiPlus for reworking the internal snug fit, incl. reamer handle 	57540		MultiPlus system	1 unit
				
<ul style="list-style-type: none"> External reamer for MultiPlus for reworking the external snug fit, incl. reamer handle 	57539		MultiPlus system	1 unit
				
MultiPlus gold cast-on abutment				
Description	Art. No.	Colour code	Size	Quantity
<ul style="list-style-type: none"> MultiPlus gold cast-on comprising: <ul style="list-style-type: none"> MultiPlus cast-on abutment MultiPlus burnout acrylic sleeve gold cast-on Secondary screw MultiPlus Technician screw MultiPlus Material: Gold-platinum alloy Tool: Hexagon screwdriver 1.25 mm / slot screwdriver *1) *2)	57527		MultiPlus system	1 unit
				
<ul style="list-style-type: none"> Internal reamer for MultiPlus for reworking the internal snug fit, incl. reamer handle 	57540		MultiPlus system	1 unit
				

Hybrid prostheses

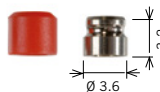


Ball attachment abutments				
Description	Art. No.	Colour code	Size	Quantity
<ul style="list-style-type: none"> • Sub-Tec ball attachment comprising: <ul style="list-style-type: none"> • Sub ball attachment without female part • Spacer Material: Titanium alloy Tool: Insertion tool for ball attachment *2)	57631		GH 0 S 3.25-3.75 / RI 3.75	1 unit
	57633		GH 3 S 3.25-3.75 / RI 3.75	1 unit
	57635		GH 5 S 3.25-3.75 / RI 3.75	1 unit
	57632		GH 0 S / RI 4.1-4.5	1 unit
	57634		GH 3 S / RI 4.1-4.5	1 unit
	57636		GH 5 S / RI 4.1-4.5	1 unit
<ul style="list-style-type: none"> • Insertion tool for ball attachment with ratchet connection 	55880		L9	1 unit




Ball attachment impression set ²Dalbo®				
Description	Art. No.	Colour code	Size	Quantity
<ul style="list-style-type: none"> • Ball attachment impression set ²Dalbo®-PLUS (Impression on ball attachment) comprising: <ul style="list-style-type: none"> • Impression cap for ball attachment (red) • Ball attachment implant analog 	55768			1 unit



Ball attachment female parts ²Dalbo®				
Description	Art. No.	Colour code	Size	Quantity
<ul style="list-style-type: none"> • Female part ²Dalbo®-PLUS comprising: <ul style="list-style-type: none"> • Female part ²Dalbo®-PLUS, complete (incl. lamellae retention insert) • Space holder Material: Titan Grade 4 Tool: ²Dalbo®-PLUS activator / deactivator	55769			1 unit
<ul style="list-style-type: none"> • ²Dalbo®-PLUS activator / deactivator 	55773			1 unit
<ul style="list-style-type: none"> • Lamellae retention insert ²Dalbo®-PLUS Material: Precious metal Tool: ²Dalbo®-PLUS activator / deactivator	55776			1 unit

List of manufacturers' registered trademarks, see page 138

*2) For information on torques see page 154

Hybrid prostheses

Ball attachment implant analog PRECI-CLIX

Description	Art. No.	Colour code	Size	Quantity
<ul style="list-style-type: none"> • PRECI-CLIX attachment analog 	57089			2 units




Ball attachment female parts PRECI-CLIX

Description	Art. No.	Colour code	Size	Quantity
<ul style="list-style-type: none"> • Ball attachment Mini laboratory set comprising: <ul style="list-style-type: none"> • PRECI-CLIX housing • PRECI-CLIX duplicating auxiliary • PRECI-CLIX female part, yellow • PRECI-CLIX space holder Material: Titanium alloy Tool: PRECI-CLIX insertion tool 	57085			2 units
<ul style="list-style-type: none"> • PRECI-CLIX insertion tool comprising: <ul style="list-style-type: none"> • Insertion tool for PRECI-CLIX female parts 	57090			1 unit
<ul style="list-style-type: none"> • PRECI-CLIX female part, white Withdrawal force: 600 g, 5.9 N comprising: <ul style="list-style-type: none"> • PRECI-CLIX female part, white Material: Polyoxymethylene (POM) Tool: PRECI-CLIX insertion tool 	57087			2 units
<ul style="list-style-type: none"> • PRECI-CLIX female part, yellow Withdrawal force: 800 g, 7.9 N comprising: <ul style="list-style-type: none"> • PRECI-CLIX female part, yellow Material: Polyoxymethylene (POM) Tool: PRECI-CLIX insertion tool 	57086			2 units
<ul style="list-style-type: none"> • PRECI-CLIX female part, red Withdrawal force: 1000 g, 9.8 N comprising: <ul style="list-style-type: none"> • PRECI-CLIX female part, red Material: Polyoxymethylene (POM) Tool: PRECI-CLIX insertion tool 	57088			2 units



Hybrid prostheses

Easy-Con abutments					
Description	Art. No.	Colour code	Size		Quantity
<ul style="list-style-type: none"> • Sub-Tec Easy-Con abutment Material: Titanium alloy with TiN coating Tool: Insertion tool for ³Locator® *2) 	57743	■ ■	S / RI 3.75-4.1	L1	1 unit
	57744	■ ■	S / RI 3.75-4.1	L2	1 unit
	57745	■ ■	S / RI 3.75-4.1	L3	1 unit
	57746	■ ■	S / RI 3.75-4.1	L4	1 unit
	57747	■	S / RI 4.5	L1	1 unit
	57748	■	S / RI 4.5	L2	1 unit
	57749	■	S / RI 4.5	L3	1 unit
	57750	■	S / RI 4.5	L4	1 unit
<ul style="list-style-type: none"> • Insertion tool for ³Locator® with ratchet connection (also for Easy-Con) 	57008			L10	1 unit



Easy-Con impression					
Description	Art. No.	Colour code	Size		Quantity
<ul style="list-style-type: none"> • Easy-Con impression coping (Impression on Easy-Con) 	57751				1 unit
<ul style="list-style-type: none"> • Easy-Con analog 	57760				1 unit



List of manufacturers' registered trademarks, see page 138

*2) For information on torques see page 154


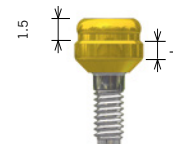
Hybrid prostheses

Easy-Con female parts				
Description	Art. No.	Colour code	Size	Quantity
<ul style="list-style-type: none"> • Easy-Con laboratory set comprising: <ul style="list-style-type: none"> • Retention insert, transparent, pink and blue • Block-out ring • Retention cap • Production insert, black Material: Titanium alloy / polyamide (PA12) Tool: Easy-Con instrument	57752			2 units
<ul style="list-style-type: none"> • Easy-Con instrument for screw-fitting, removing and re-positioning the retention inserts, insertion device for Easy-Con abutment 	57753			1 unit
<ul style="list-style-type: none"> • Easy-Con production insert (black) Material: Polyamide (PA12) 	57754			4 units
<ul style="list-style-type: none"> • Easy-Con retention insert (blue) Withdrawal force: 680 g; 6.7 N; 0-10° Material: Polyamide (PA12) 	57755			4 units
<ul style="list-style-type: none"> • Easy-Con retention insert (pink) Withdrawal force: 1361 g; 13.4 N; 0-10° Material: Polyamide (PA12) 	57756			4 units
<ul style="list-style-type: none"> • Easy-Con retention insert (transparent) Withdrawal force: 2268 g; 22.3 N; 0-10° Material: Polyamide (PA12) 	57757			4 units
<ul style="list-style-type: none"> • Easy-Con retention insert (red) Withdrawal force: 680 g; 6.7 N; 10-20° Material: Polyamide (PA12) 	57758			4 units
<ul style="list-style-type: none"> • Easy-Con retention insert (green) Withdrawal force: 1814 g; 17.8 N; 10-20° Material: Polyamide (PA12) 	57759			4 units



Hybrid prostheses

³ Locator® abutments					
Description	Art. No.	Colour code	Size	Quantity	
<ul style="list-style-type: none"> • Sub-Tec ³Locator® abutment Material: Titanium alloy with TiN coating Tool: Insertion tool for ³Locator® *2) 	57011	■ ■	S / RI 3.75-4.1	L1	1 unit
	57012	■ ■	S / RI 3.75-4.1	L2	1 unit
	57013	■ ■	S / RI 3.75-4.1	L3	1 unit
	57014	■ ■	S / RI 3.75-4.1	L4	1 unit
	57021	■	S / RI 4.5	L1	1 unit
	57022	■	S / RI 4.5	L2	1 unit
	57023	■	S / RI 4.5	L3	1 unit
	57024	■	S / RI 4.5	L4	1 unit
<ul style="list-style-type: none"> • Insertion tool for ³Locator® with ratchet connection (also for Easy-Con) 	57008			L10	1 unit



³ Locator® impression					
Description	Art. No.	Colour code	Size	Quantity	
<ul style="list-style-type: none"> • ³Locator® impression coping (Impression on ³Locator®) 	57050				4 units
<ul style="list-style-type: none"> • ³Locator® analog 	57040				4 units





List of manufacturers' registered trademarks, see page 138


*2) For information on torques see page 154

Hybrid prostheses

³ Locator® female parts					
Description	Art. No.	Colour code	Size	Quantity	
<ul style="list-style-type: none"> • ³Locator® laboratory set comprising: <ul style="list-style-type: none"> • Retention insert, transparent, pink and blue • Block-out ring • Retention cap • Production insert, black Material: Titanium alloy Tool: ³ Locator® instrument (3-piece)	57042			2 units	
<ul style="list-style-type: none"> • ³Locator® instrument (3-piece) for screw-fitting, removing and re-positioning the retention inserts, insertion device for ³Locator® abutment 	57053			1 unit	
<ul style="list-style-type: none"> • ³Locator® production insert (black) Material: Polyether	57044			4 units	
<ul style="list-style-type: none"> • ³Locator® retention insert (blue) Withdrawal force: 680 g; 6.7 N; 0-10° Material: Nylon	57047			4 units	
<ul style="list-style-type: none"> • ³Locator® retention insert (pink) Withdrawal force: 1361 g; 13.4 N; 0-10° Material: Nylon	57046			4 units	
<ul style="list-style-type: none"> • ³Locator® retention insert (transparent) Withdrawal force: 2268 g; 22.3 N; 0-10° Material: Nylon	57045			4 units	
<ul style="list-style-type: none"> • ³Locator® retention insert (red) Withdrawal force: 458 g; 4.5 N; 10-20° Material: Nylon	57049			4 units	
<ul style="list-style-type: none"> • ³Locator® retention insert (green) Withdrawal force: 1814 g; 17.8 N; 10-20° Material: Nylon	57048			4 units	

Hybrid prostheses

Bar abutments				
Description	Art. No.	Colour code	Size	Quantity
<ul style="list-style-type: none"> • ‘DOLDER® bar joint attachment 3.0 – titanium Material: Titan Grade 4 	55928			1 unit
				
<ul style="list-style-type: none"> • Sub-Tec titanium bar abutment comprising: <ul style="list-style-type: none"> • Titanium bar abutment • Prosthesis screw Sub-Tec^{Plus} • Technician screw Sub-Tec^{Plus} Material: Titan Grade 4 Tool: Hexagon screwdriver 1.25 mm / slot screwdriver *2) 	55866	■ ■ ■ ■	S 3.25-4.5 / RI 3.75-4.5	1 unit
				



Bar female parts				
Description	Art. No.	Colour code	Size	Quantity
<ul style="list-style-type: none"> • ‘DOLDER® bar female part, palladium comprising: <ul style="list-style-type: none"> • Resilience rail • Female part with retention for plastic Material: Palladium alloy 	57573			1 unit
				

List of manufacturers' registered trademarks, see page 138





*2) For information on torques see page 154

Screws

Secondary connection				
Description	Art. No.	Colour code	Size	Quantity
<ul style="list-style-type: none"> • Secondary screw 1.2 mm with Hex 0.9 L 5 Tool: Screwdriver for secondary connection 	56361			1 unit
<ul style="list-style-type: none"> • Screwdriver for secondary connection Hex 0.9 mm 	56365			1 unit



Screws

Technician screws					
Description	Art. No.	Colour code	Size	Quantity	
<ul style="list-style-type: none"> Technician screw L9 	53762	■ ■ ■ ■ ■	for Sub-Tec gold cast-on, Sub-Tec provisional abutment, Sub-Tec provisional PEEK abutment, Sub-Tec titanium abutment, PS PPA, PS TPA, PS GCO / PS GCO NH	3 units	
<ul style="list-style-type: none"> Technician screw Sub-Tec^{Plus} 	57028	■ ■ ■ ■ ■	for Sub-Tec ^{Plus} abutments (straight and angled), BeCe [®] Sub-Tec ceramic abutment, BeCe [®] Sub-Tec ^{Plus} ceramic abutment, Sub-Tec CAD/CAM titanium adhesive abutment, Sub-Tec temporary titanium abutments, Sub-Tec bar system, Sub-Tec CAD/CAM TiBase L, PS CA / PS CATi, PS TiB / PS TiB NH, PS TTiA / PS TTiA NH, PS TiAA, PS TiA, PS TiBA	1 unit	
<ul style="list-style-type: none"> Technician screws Sub-Tec Universal 	55552	■ ■ ■ ■ ■	for Sub-Tec Universal	1 unit	
	55553	■	for Sub-Tec Universal	1 unit	
<ul style="list-style-type: none"> Technician screw Multi^{Plus} (M1.4) 	57536		Multi ^{Plus} system	1 unit	

Screws

Prosthesis screws					
Description	Art. No.	Colour code	Size	Quantity	
<ul style="list-style-type: none"> Prosthesis screw Hex 1.25 mm 	53999		for Sub-Tec gold cast-on, Sub-Tec provisional abutment, Sub-Tec provisional PEEK abutment, Sub-Tec titanium abutment, Sub-Tec bar system (up to Q2 2013) Sub-Tec CAD Positioner, Healing post, individual Ø 7, PS PPA, PS TPA, PS GCO / PS GCO NH	1 unit	
<ul style="list-style-type: none"> Prosthesis screw for ceramic abutment 	56094		for BeCe® Sub-Tec ceramic abutment, PS CA	1 unit	
<ul style="list-style-type: none"> Prosthesis screw Sub-Tec^{Plus} 	57031		for Sub-Tec ^{Plus} abutments (straight and angled), BeCe® Sub-Tec ^{Plus} ceramic abutment, Sub-Tec CAD/CAM titanium adhesive abutment, Sub-Tec temporary titanium abutments, Sub-Tec bar system (as of Q2 2013) Sub-Tec CAD/CAM TiBase L, PS CATi, PS TiB / PS TiB NH, PS TTiA / PS TTiA NH, PS TiAA, PS TiA, PS TiBA	1 unit	
<ul style="list-style-type: none"> Prosthesis screws Sub-Tec Universal 	55534		for Sub-Tec Universal	1 unit	
	55535		for Sub-Tec Universal	1 unit	
<ul style="list-style-type: none"> Secondary screw Multi^{Plus} (M1.4) 	57534		Multi ^{Plus} system	1 unit	
<ul style="list-style-type: none"> Prosthesis screw Multi^{Plus} (M1.8) 	57535		for Multi ^{Plus} abutment 20 / 30°	1 unit	



OVERVIEW

CAD/CAM prostheses	96
Impression taking and model making	100
Crowns Ø 3.0	101
Crowns and bridges	102
Multi ^{Plus} prostheses	108
CAD/CAM Multi ^{Plus} prostheses	110
Hybrid prostheses	114
Screws	119

Note:

The entire Platform Switch line for RS / RSX implants is not compatible with existing S / RI implants!
Only use the abutments / components shown from page 67 onwards on S / RI implants.

CAD/CAM prostheses

BEGO CADAbut F (one-piece individual abutments)

System	Implant diameter	Material
BEGO Semados® RS / RSX-Line	3.0 3.75 4.1 4.5 5.5	BEGO Titan Grade 5 / Wirobond® MI+ / BeCe® CAD Zirkon XH (not for Ø 3.0)

BEGO CADAbut D (two-piece individual abutments)

System	Implant diameter	Material
BEGO Semados® RS / RSX-Line	3.0 3.75 4.1 4.5 5.5	Two-piece individual abutments are available in the following materials: <ul style="list-style-type: none"> • BeCe® CAD Zirkon XH • BeCe® CAD Zirkon+ • Wirobond® C+ • Range of CAD/Cast® alloys • BeCe® Temp

BEGO CADBase (bar restorations and screw-retained bridges)

System	Implant diameter	Material
BEGO Semados® RS / RSX-Line	3.75 4.1 4.5 5.5	Bars and occlusally screw-retained bridges are available in the following materials: <ul style="list-style-type: none"> • Wirobond® MI+ • BEGO Titan Grade 5








If you have any questions concerning customised CAD/CAM prostheses from BEGO Medical GmbH (procedures or conditions), please do not hesitate to contact:



BEGO Medical GmbH

Wilhelm-Herbst-Str. 1 · 28359 Bremen, Germany
 Tel. +49 421 2028-0 · Fax +49 421 2028-174
 E-Mail info@bego-medical.de · www.bego.com

List of manufacturers' registered trademarks, see page 138


CAD/CAM prostheses

Bar shapes	
Description	
<ul style="list-style-type: none"> • ⁴DOLDER® bar joint attachment 2.3 mm 	
<ul style="list-style-type: none"> • ⁴DOLDER® bar joint attachment 3.0 mm 	
<ul style="list-style-type: none"> • ⁴DOLDER® bar attachment 3.0 mm 	
<ul style="list-style-type: none"> • Round bar 1.8 mm 	
<ul style="list-style-type: none"> • Horix bar 1.8 mm 	
<ul style="list-style-type: none"> • Horix element 1.8 mm 	
<ul style="list-style-type: none"> • Individual bar shapes / bar attachments 	

Bar attachments / ³ Locator® gauges	
Description	
<ul style="list-style-type: none"> • Bar attachments 1.8 mm (Ancora / Preci-Vertex) 	
<ul style="list-style-type: none"> • ³Locator® angle measurement gauge 	

CAD/CAM prostheses Ø 3.0

CAD Positioner Platform Switch				
Description	Art. No.	Colour code	Size	Quantity
<ul style="list-style-type: none"> • PS CADP comprising: <ul style="list-style-type: none"> • PS CAD Positioner • Prosthesis screw RS/RSX 3.0 – for PEEK Material: Polyether-ether-ketone (PEEK) Tool: Hexagon screwdriver 1.25 mm	57779	□	RS / RSX 3.0	1 unit




Adhesive abutment Platform Switch				
Description	Art. No.	Colour code	Size	Quantity
<ul style="list-style-type: none"> • PS TiB comprising: <ul style="list-style-type: none"> • PS adhesive abutment • Prosthesis screw RS / RSX 3.0 • Technician screw RS / RSX 3.0 Material: Titanium alloy Tool: Hexagon screwdriver 1.25 mm / slot screwdriver *When using the Cerec® system, a Cerec / InLab Scanbody for Bluecam (36 units) REF 6431303 or Scanbody for Omnicam (36 units) REF 6431329 (Sirona Dental Systems GmbH, Bensheim, Germany) is required for fabricating the work.	57781	□	RS / RSX 3.0	1 unit



*2) For information on torques see page 154









CAD/CAM prostheses Ø 3.75-5.5

CAD Positioner

Description	Art. No.	Colour code	Size	Quantity
<ul style="list-style-type: none"> • Sub-Tec CAD Positioner comprising: <ul style="list-style-type: none"> • Sub-Tec CAD Positioner • Prosthesis screw Hex 1.25 mm Material: Polyether-ether-ketone (PEEK) Tool: Hexagon screwdriver 1.25 mm	57060		S 3.25-5.5 / RI / RS / RSX 3.75-5.5	1 unit





Adhesive abutments Platform Switch

Description	Art. No.	Colour code	Size	Quantity
<ul style="list-style-type: none"> • PS TiB comprising: <ul style="list-style-type: none"> • PS adhesive abutment Hex • Prosthesis screw Sub-Tec^{Plus} • Technician screw Sub-Tec^{Plus} Material: Titanium alloy Tool: Hexagon screwdriver 1.25 mm / slot screwdriver *When using the Cerec® system, a Cerec / InLab Scanbody for Bluecam (36 units) REF 6431303 or Scanbody for Omnicam (36 units) REF 6431329 (Sirona Dental Systems GmbH, Bensheim, Germany) is required for fabricating the work.	57823		RS / RSX 3.75	1 unit
	57824		RS / RSX 4.1	1 unit
	57825		RS / RSX 4.5	1 unit
	57826		RS / RSX 5.5	1 unit
	<ul style="list-style-type: none"> • PS TiB NH comprising: <ul style="list-style-type: none"> • PS adhesive abutment no Hex • Prosthesis screw Sub-Tec^{Plus} • Technician screw Sub-Tec^{Plus} Material: Titanium alloy Tool: Hexagon screwdriver 1.25 mm / slot screwdriver *When using the Cerec® system, a Cerec / InLab Scanbody for Bluecam (36 units) REF 6431303 or Scanbody for Omnicam (36 units) REF 6431329 (Sirona Dental Systems GmbH, Bensheim, Germany) is required for fabricating the work.	57827		RS / RSX 3.75
57828			RS / RSX 4.1	1 unit
57829			RS / RSX 4.5	1 unit
57830			RS / RSX 5.5	1 unit



Impression taking and model making Ø 3.0-5.5

Impression sets Platform Switch				
Description	Art. No.	Colour code	Size	Quantity
<ul style="list-style-type: none"> • PS CTI (Impression on implant with closed tray) comprising: <ul style="list-style-type: none"> • Impression post cap • PS impression post • Titanium screw • PS implant analog Tool: Hexagon screwdriver 1.25 mm / slot screwdriver 	57773	□	RS / RSX 3.0	1 unit
	57799	■	RS / RSX 3.75	1 unit
	57800	■	RS / RSX 4.1	1 unit
	57801	■	RS / RSX 4.5	1 unit
	57802	■	RS / RSX 5.5	1 unit
<ul style="list-style-type: none"> • PS OTI (Impression on implant with open tray) comprising: <ul style="list-style-type: none"> • PS impression post • Titanium screw, short / long • PS implant analog Tool: Hexagon screwdriver 1.25 mm / slot screwdriver 	57774	□	RS / RSX 3.0	1 unit
	57803	■	RS / RSX 3.75	1 unit
	57804	■	RS / RSX 4.1	1 unit
	57805	■	RS / RSX 4.5	1 unit
	57806	■	RS / RSX 5.5	1 unit



Implant analogs Platform Switch				
Description	Art. No.	Colour code	Size	Quantity
<ul style="list-style-type: none"> • PS IMPA 	57796	□	RS / RSX 3.0	1 unit
	57819	■	RS / RSX 3.75	1 unit
	57820	■	RS / RSX 4.1	1 unit
	57821	■	RS / RSX 4.5	1 unit
	57822	■	RS / RSX 5.5	1 unit



*2) For information on torques see page 154

Crowns Ø 3.0


Provisional abutment Platform Switch

Description	Art. No.	Colour code	Size	Quantity
<ul style="list-style-type: none"> PS ITA Material: Titanium alloy Tool: Insertion tool for implants 	57778	□	RS / RSX 3.0	1 unit



Solid abutments titanium Platform Switch

Description	Art. No.	Colour code	Size	Quantity
<ul style="list-style-type: none"> PS TiAA (angle of 15° over plain (type P) or edge (type E)) comprising: <ul style="list-style-type: none"> • PS titanium abutment • Prosthesis screw RS / RSX 3.0 • Technician screw RS / RSX 3.0 Material: Titanium alloy Tool: Hexagon screwdriver 1.25 mm / slot screwdriver 	57797	□	15° P GH 2.5-4	RS / RSX 3.0 1 unit
	57798	□	15° E GH 2.5-4	RS / RSX 3.0 1 unit
<ul style="list-style-type: none"> PS TiA comprising: <ul style="list-style-type: none"> • PS titanium abutment • Prosthesis screw RS / RSX 3.0 • Technician screw RS / RSX 3.0 Material: Titanium alloy Tool: Hexagon screwdriver 1.25 mm / slot screwdriver 	57776	□	GH 2.5-4	RS / RSX 3.0 1 unit



Angulated abutment, type P

- Type P = Angle over Plain




Angulated abutment, type E

- Type E = Angle over Edge

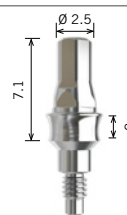


Crowns and bridges Ø 3.75-5.5

Provisional abutments Platform Switch				
Description	Art. No.	Colour code	Size	Quantity
<ul style="list-style-type: none"> • PS PPA (Solid plastic abutment for provisional treatments) comprising: <ul style="list-style-type: none"> • PS plastic abutment • Prosthesis screw Hex 1.25 mm • Technician screw L9 Material: Polyether-ether-ketone (PEEK) Tool: Hexagon screwdriver 1.25 mm / slot screwdriver *2)	58072	■	RS / RSX 3.75	1 unit
	58073	■	RS / RSX 4.1	1 unit
	58074	■	RS / RSX 4.5	1 unit
	58075	■	RS / RSX 5.5	1 unit
<ul style="list-style-type: none"> • PS TPA comprising: <ul style="list-style-type: none"> • Provisional PS Peek abutment • Prosthesis screw Hex 1.25 mm • Technician screw L9 Material: Polyether-ether-ketone (PEEK) Tool: Hexagon screwdriver 1.25 mm / slot screwdriver	58146	■	RS / RSX 3.75	1 unit
	58147	■	RS / RSX 4.1	1 unit
	58148	■	RS / RSX 4.5	1 unit




Provisional abutments Platform Switch				
Description	Art. No.	Colour code	Size	Quantity
<ul style="list-style-type: none"> • PS TTiA comprising: <ul style="list-style-type: none"> • Provisional PS titanium abutment • Prosthesis screw Sub-Tec^{Plus} • Technician screw Sub-Tec^{Plus} Material: Titanium alloy Tool: Hexagon screwdriver 1.25 mm / slot screwdriver	57854	■	RS / RSX 3.75	1 unit
	57855	■	RS / RSX 4.1	1 unit
	57856	■	RS / RSX 4.5	1 unit
	57857	■	RS / RSX 5.5	1 unit
<ul style="list-style-type: none"> • PS TTiA NH comprising: <ul style="list-style-type: none"> • Provisional PS titanium abutment no Hex • Prosthesis screw Sub-Tec^{Plus} • Technician screw Sub-Tec^{Plus} Material: Titanium alloy Tool: Hexagon screwdriver 1.25 mm / slot screwdriver	57858	■	RS / RSX 3.75	1 unit
	57859	■	RS / RSX 4.1	1 unit
	57860	■	RS / RSX 4.5	1 unit
	57861	■	RS / RSX 5.5	1 unit
<ul style="list-style-type: none"> • PS ITA Material: Titanium alloy Tool: Insertion tool for implants	58076	■	RS / RSX 3.75	1 unit
	58077	■	RS / RSX 4.1	1 unit
	58078	■	RS / RSX 4.5	1 unit



Crowns and bridges Ø 3.75-5.5

Ceramic abutments Platform Switch				
Description	Art. No.	Colour code	Size	Quantity
<ul style="list-style-type: none"> • PS CA comprising: <ul style="list-style-type: none"> • PS ceramic abutment • Prosthesis screw for ceramic abutment • Technician screw Sub-Tec^{Plus} Material: Zirconium oxide Tool: Hexagon screwdriver 1.25 mm / slot screwdriver *2)	58080	■	RS / RSX 3.75	1 unit
	58081	■	RS / RSX 4.1	1 unit
	58082	■	RS / RSX 4.5	1 unit
	58083	■	RS / RSX 5.5	1 unit
<ul style="list-style-type: none"> • PS CATi comprising: <ul style="list-style-type: none"> • Ceramic sleeve • Adhesive abutment • Prosthesis screw Sub-Tec^{Plus} • Technician screw Sub-Tec^{Plus} Material: Zirconium oxide / titanium alloy Tool: Hexagon screwdriver 1.25 mm / slot screwdriver *2)	58084	■	RS / RSX 3.75	1 unit
	58085	■	RS / RSX 4.1	1 unit
	58086	■	RS / RSX 4.5	1 unit
	58087	■	RS / RSX 5.5	1 unit



Solid abutments titanium Platform Switch				
Description	Art. No.	Colour code	Size	Quantity
<ul style="list-style-type: none"> • PS TiA comprising: <ul style="list-style-type: none"> • PS titanium abutment, conical • Prosthesis screw Sub-Tec^{Plus} • Technician screw Sub-Tec^{Plus} Material: Titanium alloy Tool: Hexagon screwdriver 1.25 mm / slot screwdriver	58088	■	RS / RSX 3.75	1 unit
	58089	■	RS / RSX 4.1	1 unit
	58090	■	RS / RSX 4.5	1 unit
	58091	■	RS / RSX 5.5	1 unit



*2) For information on torques see page 154

Crowns and bridges Ø 3.75-5.5

Solid abutments titanium Platform Switch					
Description	Art. No.	Colour code	Size		Quantity
<ul style="list-style-type: none"> • PS TiA comprising: <ul style="list-style-type: none"> • PS titanium abutment • Prosthesis screw Sub-Tec^{Plus} • Technician screw Sub-Tec^{Plus} Material: Titanium alloy Tool: Hexagon screwdriver 1.25 mm / slot screwdriver	57846	■	GH 1-2	RS / RSX 3.75	1 unit
	57847	■	GH 2.5-4	RS / RSX 3.75	1 unit
	57848	■	GH 1-2	RS / RSX 4.1	1 unit
	57849	■	GH 2.5-4	RS / RSX 4.1	1 unit
	57850	■	GH 1-2	RS / RSX 4.5	1 unit
	57851	■	GH 2.5-4	RS / RSX 4.5	1 unit
	57852	■	GH 1-2	RS / RSX 5.5	1 unit
	57853	■	GH 2.5-4	RS / RSX 5.5	1 unit



Solid abutments titanium Platform Switch					
Description	Art. No.	Colour code	Size		Quantity
<ul style="list-style-type: none"> • PS TiAA (angle of 15° over plain (type P) or edge (type E)) comprising: <ul style="list-style-type: none"> • PS titanium abutment • Prosthesis screw Sub-Tec^{Plus} • Technician screw Sub-Tec^{Plus} Material: Titanium alloy Tool: Hexagon screwdriver 1.25 mm / slot screwdriver	57889	■	15° P GH 1-2	RS / RSX 3.75	1 unit
	57890	■	15° P GH 2.5-4	RS / RSX 3.75	1 unit
	57891	■	15° E GH 1-2	RS / RSX 3.75	1 unit
	57892	■	15° E GH 2.5-4	RS / RSX 3.75	1 unit
	57893	■	15° P GH 1-2	RS / RSX 4.1	1 unit
	57894	■	15° P GH 2.5-4	RS / RSX 4.1	1 unit
	57895	■	15° E GH 1-2	RS / RSX 4.1	1 unit
	57896	■	15° E GH 2.5-4	RS / RSX 4.1	1 unit
	57897	■	15° P GH 1-2	RS / RSX 4.5	1 unit
	57898	■	15° P GH 2.5-4	RS / RSX 4.5	1 unit
	57899	■	15° E GH 1-2	RS / RSX 4.5	1 unit
	57900	■	15° E GH 2.5-4	RS / RSX 4.5	1 unit
	57905	■	15° P GH 1-2	RS / RSX 5.5	1 unit
	57906	■	15° P GH 2.5-4	RS / RSX 5.5	1 unit
	57907	■	15° E GH 1-2	RS / RSX 5.5	1 unit
	57908	■	15° E GH 2.5-4	RS / RSX 5.5	1 unit



*2) For information on torques see page 154

Crowns and bridges Ø 3.75-5.5


Solid abutments titanium Platform Switch

Description	Art. No.	Colour code	Size	Quantity
<ul style="list-style-type: none"> • PS TiAA (angle of 20° over plain (type P) or edge (type E)) comprising: <ul style="list-style-type: none"> • PS titanium abutment • Prosthesis screw Sub-Tec^{Plus} • Technician screw Sub-Tec^{Plus} Material: Titanium alloy Tool: Hexagon screwdriver 1.25 mm / slot screwdriver	57909	■	20° P GH 1-2 RS / RSX 3.75	1 unit
	57910	■	20° P GH 2.5-4 RS / RSX 3.75	1 unit
	57911	■	20° E GH 1-2 RS / RSX 3.75	1 unit
	57912	■	20° E GH 2.5-4 RS / RSX 3.75	1 unit
	57913	■	20° P GH 1-2 RS / RSX 4.1	1 unit
	57914	■	20° P GH 2.5-4 RS / RSX 4.1	1 unit
	57915	■	20° E GH 1-2 RS / RSX 4.1	1 unit
	57916	■	20° E GH 2.5-4 RS / RSX 4.1	1 unit
	57917	■	20° P GH 1-2 RS / RSX 4.5	1 unit
	57918	■	20° P GH 2.5-4 RS / RSX 4.5	1 unit
	57919	■	20° E GH 1-2 RS / RSX 4.5	1 unit
	57920	■	20° E GH 2.5-4 RS / RSX 4.5	1 unit
	57921	■	20° P GH 1-2 RS / RSX 5.5	1 unit
	57922	■	20° P GH 2.5-4 RS / RSX 5.5	1 unit
	57923	■	20° E GH 1-2 RS / RSX 5.5	1 unit
	57924	■	20° E GH 2.5-4 RS / RSX 5.5	1 unit



Angulated abutment, type P

- Type P = Angle over Plain














Angulated abutment, type E

- Type E = Angle over Edge



Crowns and bridges Ø 3.75-5.5

Universal abutments Platform Switch				
Description	Art. No.	Colour code	Size	Quantity
<ul style="list-style-type: none"> • PS UNI comprising: <ul style="list-style-type: none"> • PS Universal base Hex • Burnout acrylic sleeve Universal • PS UNI PScrew • PS UNI TScrew (black) Material: Titanium alloy Tool: Hexagon screwdriver 1.25 mm / slot screwdriver	57831		RS / RSX 3.75	1 unit
	57832		RS / RSX 4.1	1 unit
	57833		RS / RSX 4.5	1 unit
	57834		RS / RSX 5.5	1 unit
<ul style="list-style-type: none"> • PS UNI NH comprising: <ul style="list-style-type: none"> • PS Universal base no Hex • Burnout acrylic sleeve Universal • PS UNI PScrew • PS UNI TScrew (black) Material: Titanium alloy Tool: Hexagon screwdriver 1.25 mm / slot screwdriver	57835		RS / RSX 3.75	1 unit
	57836		RS / RSX 4.1	1 unit
	57837		RS / RSX 4.5	1 unit
	57838		RS / RSX 5.5	1 unit
<ul style="list-style-type: none"> • Internal reamer for Universal for reworking the internal snug fit	55536		S 3.25-5.5 / RI / RS / RSX 3.75-5.5	1 unit
<ul style="list-style-type: none"> • External reamer for Universal for reworking the external snug fit	55538		S 3.25-4.5 / RI / RS / RSX 3.75-4.5	1 unit
	55537		S 3.25-5.5 / RI / RS / RSX 3.75-5.5	1 unit





*1) Alloy recommendation: Bio PontoStar® XL (BEGO, REF 61140) / Bio PontoStar® (BEGO, REF 61104)



*2) For information on torques see page 154

Crowns and bridges Ø 3.75-5.5

Gold cast-on abutments Platform Switch				
Description	Art. No.	Colour code	Size	Quantity
<ul style="list-style-type: none"> • PS GCO comprising: <ul style="list-style-type: none"> • PS cast-on abutment • Burnout acrylic sleeve gold cast-on • Prosthesis screw Hex 1.25 mm • Technician screw L9 Material: Gold-platinum alloy Tool: Hexagon screwdriver 1.25 mm / slot screwdriver *1) *2)	58092		RS / RSX 3.75	1 unit
	58093		RS / RSX 4.1	1 unit
	58094		RS / RSX 4.5	1 unit
	58095		RS / RSX 5.5	1 unit
				
<ul style="list-style-type: none"> • PS GCO NH comprising: <ul style="list-style-type: none"> • PS cast-on abutment no Hex • Burnout acrylic sleeve gold cast-on • Prosthesis screw Hex 1.25 mm • Technician screw L9 Material: Gold-platinum alloy Tool: Hexagon screwdriver 1.25 mm / slot screwdriver *1) *2)	58096		RS / RSX 3.75	1 unit
	58097		RS / RSX 4.1	1 unit
	58098		RS / RSX 4.5	1 unit
	58099		RS / RSX 5.5	1 unit
				
<ul style="list-style-type: none"> • Internal reamer for Gold cast-on abutment for reworking the internal snug fit (only in combination with technician's screwdriver!)	53735		S 3.25-5.5 / RI / RS / RSX 3.75-5.5	1 unit
				

Multi^{Plus} prostheses

Auxiliary parts					
Description	Art. No.	Colour code	Size	Quantity	
<ul style="list-style-type: none"> Multi^{Plus} insertion splint for determining the planned angulation 	57532		Multi ^{Plus} system	1 unit	
<ul style="list-style-type: none"> Multi^{Plus} adjustment supporters for aligning the implant hex 	57530		20° Multi ^{Plus} system	1 unit	
	57531		30° Multi ^{Plus} system	1 unit	

Multi ^{Plus} abutments Platform Switch					
Description	Art. No.	Colour code	Size	Quantity	
<ul style="list-style-type: none"> PS Multi^{Plus} comprising: <ul style="list-style-type: none"> PS abutment 0° Multi^{Plus} positioning aid 0° Material: Titanium alloy Tool: Insertion tool for Multi^{Plus} abutment 0° *2) 	58100	■	GH 1 RS / RSX 3.75	1 unit	
	58101	■	GH 3 RS / RSX 3.75	1 unit	
	58102	■	GH 1 RS / RSX 4.1	1 unit	
	58103	■	GH 3 RS / RSX 4.1	1 unit	
	58104	■	GH 1 RS / RSX 4.5	1 unit	
	58105	■	GH 3 RS / RSX 4.5	1 unit	
<ul style="list-style-type: none"> Insertion tool for Multi^{Plus} abutment 0° with ratchet connection 	57533		Multi ^{Plus} system	1 unit	

*2) For information on torques see page 154








MultiPlus prostheses

MultiPlus abutments Platform Switch					
Description	Art. No.	Colour code	Size	Quantity	
<ul style="list-style-type: none"> PS MultiPlus 20° comprising: <ul style="list-style-type: none"> PS MultiPlus abutment 20° MultiPlus positioning aid 20° Prosthesis screw MultiPlus Material: Titanium alloy (sterile packaged) Tool: Hexagon screwdriver 1.25 mm / slot screwdriver *2)	58108	■	GH 2.3-0.6 RS / RSX 3.75	1 unit	
	58109	■	GH 4.0-2.3 RS / RSX 3.75	1 unit	
	58110	■	GH 2.3-0.6 RS / RSX 4.1	1 unit	
	58111	■	GH 4.0-2.3 RS / RSX 4.1	1 unit	
	58112	■	GH 2.3-0.6 RS / RSX 4.5	1 unit	
	58113	■	GH 4.0-2.3 RS / RSX 4.5	1 unit	
<ul style="list-style-type: none"> PS MultiPlus 30° comprising: <ul style="list-style-type: none"> PS MultiPlus abutment 30° MultiPlus positioning aid 30° Prosthesis screw MultiPlus Material: Titanium alloy (sterile packaged) Tool: Hexagon screwdriver 1.25 mm / slot screwdriver *2)	58116	■	GH 4.0-1.5 RS / RSX 3.75	1 unit	
	58117	■	GH 4.0-1.5 RS / RSX 4.1	1 unit	
	58118	■	GH 4.0-1.5 RS / RSX 4.5	1 unit	

Healing posts					
Description	Art. No.	Colour code	Size	Quantity	
<ul style="list-style-type: none"> MultiPlus healing post (prefabricated gingival former) Material: Titanium alloy (sterile packaged) Tool: Hexagon screwdriver 1.25 mm	57520		MultiPlus system L5	1 unit	
<ul style="list-style-type: none"> MultiPlus healing post mushroom (prefabricated gingival former) Material: Titanium alloy (sterile packaged) Tool: Hexagon screwdriver 1.25 mm	57521		MultiPlus system L5	1 unit	

CAD/CAM Multi^{Plus} prostheses

BEGO CADBase (bar restorations and screw-retained bridges)		
System	Implant diameter	Material
BEGO Semados® Multi ^{Plus}	Abutment level	Bars and occlusally screw-retained bridges are available in the following materials: <ul style="list-style-type: none"> • Wirobond® MI+ • BEGO Titan Grade 5

Bar shapes		
Description		
<ul style="list-style-type: none"> • ⁴DOLDER® bar joint attachment 2.3 mm 		
<ul style="list-style-type: none"> • ⁴DOLDER® bar joint attachment 3.0 mm 		
<ul style="list-style-type: none"> • ⁴DOLDER® bar attachment 3.0 mm 		
<ul style="list-style-type: none"> • Round bar 1.8 mm 		
<ul style="list-style-type: none"> • Horix bar 1.8 mm 		
<ul style="list-style-type: none"> • Horix element 1.8 mm 		
<ul style="list-style-type: none"> • Individual bar shapes / bar attachments 		

List of manufacturers' registered trademarks, see page 138

CAD/CAM Multi^{Plus} prostheses

Bar attachments / ³Locator[®] gauges

Description

- Bar attachments 1.8 mm (Ancora / Preci-Vertix)

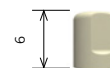


- ³Locator[®] angle measurement gauge



CAD/CAM solution

Description	Art. No.	Colour code	Size	Quantity
<ul style="list-style-type: none"> • CAD Positioner Multi^{Plus} comprising: <ul style="list-style-type: none"> • CAD Positioner Multi^{Plus} with integrated secondary screw Multi^{Plus} Material: Polyether-ether-ketone (PEEK) Tool: Hexagon screwdriver 1.25 mm *2) 	57529		Multi ^{Plus} system	1 unit



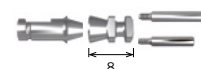
If you have any questions concerning customised CAD/CAM prostheses from BEGO Medical GmbH (procedures or conditions), please do not hesitate to contact:

BEGO Medical GmbH

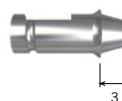
Wilhelm-Herbst-Str. 1 · 28359 Bremen, Germany
 Tel. +49 421 2028-0 · Fax +49 421 2028-174
 E-mail info@bego-medical.de · www.bego.com

MultiPlus prostheses

Impression sets				
Description	Art. No.	Colour code	Size	Quantity
<ul style="list-style-type: none"> MultiPlus closed tray impression, short / long (Impression on MultiPlus abutment with closed tray)	57522		MultiPlus system L8	1 unit
	57554		MultiPlus system L12	1 unit
comprising: <ul style="list-style-type: none"> MultiPlus impression post MultiPlus analog Material: Titanium alloy (sterile packaged) Tool: Hexagon screwdriver 1.25 mm *2)				
<ul style="list-style-type: none"> MultiPlus open tray impression (Impression on MultiPlus abutment with open tray)	57523		MultiPlus system	1 unit
comprising: <ul style="list-style-type: none"> MultiPlus impression post Titanium screw L11 and L16 MultiPlus analog Material: Titanium alloy (sterile packaged) Tool: Hexagon screwdriver 1.25 mm *2)				



Implant analogs				
Description	Art. No.	Colour code	Size	Quantity
<ul style="list-style-type: none"> MultiPlus analogs 	57524		MultiPlus system	1 unit
	57525		MultiPlus system	4 units









Protection analog				
Description	Art. No.	Colour code	Size	Quantity
<ul style="list-style-type: none"> MultiPlus protection analog to protect the basal edges when finishing the prosthesis Material: Titanium alloy	57537		MultiPlus system	4 units





*1) Alloy recommendation: Bio PontoStar® XL (BEGO, REF 61140) / Bio PontoStar® (BEGO, REF 61104)

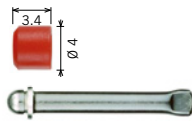
*2) For information on torques see page 154




MultiPlus prostheses

MultiPlus titanium abutment				
Description	Art. No.	Colour code	Size	Quantity
<ul style="list-style-type: none"> MultiPlus titanium abutment comprising: <ul style="list-style-type: none"> MultiPlus titanium abutment Secondary screw MultiPlus Technician screw MultiPlus Material: Titanium alloy (sterile packaged) Tool: Hexagon screwdriver 1.25 mm / slot screwdriver *2)	57526		MultiPlus system	1 unit
				
MultiPlus Universal abutment				
Description	Art. No.	Colour code	Size	Quantity
<ul style="list-style-type: none"> MultiPlus Universal comprising: <ul style="list-style-type: none"> MultiPlus burnout acrylic sleeve Universal Secondary screw MultiPlus Technician screw MultiPlus Material: Polyoxymethylene (POM) Tool: Hexagon screwdriver 1.25 mm / slot screwdriver *2)	57538		MultiPlus system	1 unit
				
<ul style="list-style-type: none"> Internal reamer for MultiPlus for reworking the internal snug fit, incl. reamer handle 	57540		MultiPlus system	1 unit
				
<ul style="list-style-type: none"> External reamer for MultiPlus for reworking the external snug fit, incl. reamer handle 	57539		MultiPlus system	1 unit
				
MultiPlus gold cast-on abutment				
Description	Art. No.	Colour code	Size	Quantity
<ul style="list-style-type: none"> MultiPlus gold cast-on comprising: <ul style="list-style-type: none"> MultiPlus cast-on abutment MultiPlus burnout acrylic sleeve gold cast-on Secondary screw MultiPlus Technician screw MultiPlus Material: Gold-platinum alloy Tool: Hexagon screwdriver 1.25 mm / slot screwdriver *1) *2)	57527		MultiPlus system	1 unit
				
<ul style="list-style-type: none"> Internal reamer for MultiPlus for reworking the internal snug fit, incl. reamer handle 	57540		MultiPlus system	1 unit
				

Hybrid prostheses Ø 3.75-4.5

Ball attachment abutments Platform Switch					
Description	Art. No.	Colour code	Size	Quantity	
<ul style="list-style-type: none"> PS BA comprising: <ul style="list-style-type: none"> PS ball attachment without female part Spacer Material: Titanium alloy Tool: Insertion tool for ball attachment *2)	58120	■	GH 0 RS / RSX 3.75	1 unit	
	58121	■	GH 3 RS / RSX 3.75	1 unit	
	58122	■	GH 5 RS / RSX 3.75	1 unit	
	58123	■	GH 0 RS / RSX 4.1	1 unit	
	58124	■	GH 3 RS / RSX 4.1	1 unit	
	58125	■	GH 5 RS / RSX 4.1	1 unit	
	58126	■	GH 0 RS / RSX 4.5	1 unit	
	58127	■	GH 3 RS / RSX 4.5	1 unit	
	58128	■	GH 5 RS / RSX 4.5	1 unit	
<ul style="list-style-type: none"> Insertion tool for ball attachment with ratchet connection 	55880		L9	1 unit	

Ball attachment impression set ² Dalbo®					
Description	Art. No.	Colour code	Size	Quantity	
<ul style="list-style-type: none"> Ball attachment impression set ²Dalbo®-PLUS (Impression on ball attachment) comprising: <ul style="list-style-type: none"> Impression cap for ball attachment (red) Ball attachment implant analog 	55768			1 unit	


Ball attachment female parts ² Dalbo®					
Description	Art. No.	Colour code	Size	Quantity	
<ul style="list-style-type: none"> Female part ²Dalbo®-PLUS comprising: <ul style="list-style-type: none"> ²Dalbo®-PLUS female part, complete (incl. lamellae retention insert) Space holder Material: Titan Grade 4 Tool: ² Dalbo®-PLUS activator / deactivator	55769			1 unit	
<ul style="list-style-type: none"> ²Dalbo®-PLUS activator / deactivator 	55773			1 unit	
<ul style="list-style-type: none"> Lamellae retention insert ²Dalbo®-PLUS Material: Precious metal Tool: ² Dalbo®-PLUS activator / deactivator	55776			1 unit	

List of manufacturers' registered trademarks, see page 138

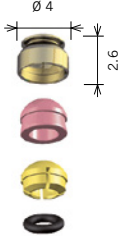




*) For information on torques see page 154

Hybrid prostheses Ø 3.75-4.5

Ball attachment implant analog PRECI-CLIX


Description	Art. No.	Colour code	Size	Quantity	
<ul style="list-style-type: none"> • PRECI-CLIX attachment analog 	57089			2 units	

Ball attachment female parts PRECI-CLIX

Description	Art. No.	Colour code	Size	Quantity	
<ul style="list-style-type: none"> • Ball attachment Mini laboratory set comprising: <ul style="list-style-type: none"> • PRECI-CLIX housing • PRECI-CLIX duplicating auxiliary • PRECI-CLIX female part, yellow • PRECI-CLIX space holder Material: Titanium alloy Tool: PRECI-CLIX insertion tool 	57085			2 units	
<ul style="list-style-type: none"> • PRECI-CLIX insertion tool comprising: <ul style="list-style-type: none"> • Insertion tool for PRECI-CLIX female parts 	57090			1 unit	
<ul style="list-style-type: none"> • PRECI-CLIX female part, white Withdrawal force: 600 g, 5.9 N comprising: <ul style="list-style-type: none"> • PRECI-CLIX female part, white Material: Polyoxymethylene (POM) Tool: PRECI-CLIX insertion tool 	57087			2 units	
<ul style="list-style-type: none"> • PRECI-CLIX female part, yellow Withdrawal force: 800 g, 7.9 N comprising: <ul style="list-style-type: none"> • PRECI-CLIX female part, yellow Material: Polyoxymethylene (POM) Tool: PRECI-CLIX insertion tool 	57086			2 units	
<ul style="list-style-type: none"> • PRECI-CLIX female part, red Withdrawal force: 1000 g, 9.8 N comprising: <ul style="list-style-type: none"> • PRECI-CLIX female part, red Material: Polyoxymethylene (POM) Tool: PRECI-CLIX insertion tool 	57088			2 units	

Hybrid prostheses Ø 3.75-5.5

Easy-Con abutments Platform Switch					
Description	Art. No.	Colour code	Size		Quantity
<ul style="list-style-type: none"> • PS Easy-Con Material: Titanium alloy with TiN coating Tool: Insertion tool for ³Locator® *2) 	58130	■	RS / RSX 3.75	L1	1 unit
	58131	■	RS / RSX 3.75	L2	1 unit
	58132	■	RS / RSX 3.75	L3	1 unit
	58133	■	RS / RSX 3.75	L4	1 unit
	58134	■	RS / RSX 4.1	L1	1 unit
	58135	■	RS / RSX 4.1	L2	1 unit
	58136	■	RS / RSX 4.1	L3	1 unit
	58137	■	RS / RSX 4.1	L4	1 unit
	58138	■	RS / RSX 4.5	L1	1 unit
	58139	■	RS / RSX 4.5	L2	1 unit
	58140	■	RS / RSX 4.5	L3	1 unit
	58141	■	RS / RSX 4.5	L4	1 unit
	58142	■	RS / RSX 5.5	L2	1 unit
	58143	■	RS / RSX 5.5	L4	1 unit
<ul style="list-style-type: none"> • Insertion tool for ³Locator® with ratchet connection (also for Easy-Con) 	57008		L10		1 unit











Easy-Con impression					
Description	Art. No.	Colour code	Size		Quantity
<ul style="list-style-type: none"> • Easy-Con impression coping (Impression on Easy-Con) 	57751				4 units
<ul style="list-style-type: none"> • Easy-Con analog 	57760				4 units





List of manufacturers' registered trademarks, see page 138


*2) For information on torques see page 154

Hybrid prostheses Ø 3.75-5.5

Easy-Con female parts					
Description	Art. No.	Colour code	Size	Quantity	
<ul style="list-style-type: none"> • Easy-Con laboratory set comprising: <ul style="list-style-type: none"> • Retention insert, transparent, pink and blue • Block-out ring • Retention cap • Production insert, black Material: Titanium alloy / polyamide (PA12) Tool: Easy-Con instrument 	57752			2 units	
<ul style="list-style-type: none"> • Easy-Con instrument for screw-fitting, removing and re-positioning the retention inserts, insertion device for Easy-Con abutment 	57753			1 unit	
<ul style="list-style-type: none"> • Easy-Con production insert (black) Material: Polyamide (PA12) 	57754			4 units	
<ul style="list-style-type: none"> • Easy-Con retention insert (blue) Withdrawal force: 680 g; 6.7 N; 0-10° Material: Polyamide (PA12) 	57755			4 units	
<ul style="list-style-type: none"> • Easy-Con retention insert (pink) Withdrawal force: 1361 g; 13.4 N; 0-10° Material: Polyamide (PA12) 	57756			4 units	
<ul style="list-style-type: none"> • Easy-Con retention insert (transparent) Withdrawal force: 2268 g; 22.3 N; 0-10° Material: Polyamide (PA12) 	57757			4 units	
<ul style="list-style-type: none"> • Easy-Con retention insert (red) Withdrawal force: 680 g; 6.7 N; 10-20° Material: Polyamide (PA12) 	57758			4 units	
<ul style="list-style-type: none"> • Easy-Con retention insert (green) Withdrawal force: 1814 g; 17.8 N; 10-20° Material: Polyamide (PA12) 	57759			4 units	

Hybrid prostheses Ø 3.75-4.5

Bar abutments Platform Switch						
Description	Art. No.	Colour code	Size	Quantity		
<ul style="list-style-type: none"> • 4DOLDER® bar joint attachment 3.0 – titanium Material: Titan Grade 4 *1) 	55928			1 unit		
<ul style="list-style-type: none"> • PS TiBA comprising: <ul style="list-style-type: none"> • Titanium bar abutment • Prosthesis screw Sub-Tec^{Plus} • Technician screw Sub-Tec^{Plus} Material: Titan Grade 4 Tool: Hexagon screwdriver 1.25 mm / slot screwdriver *1) *2) 	58155	■	RS / RSX 3.75	1 unit		
		58156	■	RS / RSX 4.1		1 unit
		58157	■	RS / RSX 4.5		1 unit



Bar female parts					
Description	Art. No.	Colour code	Size	Quantity	
<ul style="list-style-type: none"> • 4DOLDER® bar female part, palladium comprising: <ul style="list-style-type: none"> • Resilience rail • Female part with retention for plastic Material: Palladium alloy 	57573			1 unit	

List of manufacturers' registered trademarks, see page 138






*2) For information on torques see page 154

Screws

Secondary connection				
Description	Art. No.	Colour code	Size	Quantity
<ul style="list-style-type: none"> • Secondary screw 1.2 mm with Hex 0.9 L 5 Tool: Screwdriver for secondary connection 	56361			1 unit
<ul style="list-style-type: none"> • Screwdriver for secondary connection Hex 0.9 mm 	56365			1 unit




Screws

Technician screws					
Description	Art. No.	Colour code	Size	Quantity	
<ul style="list-style-type: none"> Technician screw L9 	53762	■ ■ ■ ■ ■	for Sub-Tec gold cast-on, Sub-Tec provisional abutment, Sub-Tec provisional PEEK abutment, Sub-Tec titanium abutment, PS PPA, PS TPA, PS GCO / PS GCO NH	3 units	
<ul style="list-style-type: none"> Technician screw Sub-Tec^{Plus} 	57028	■ ■ ■ ■ ■	for Sub-Tec ^{Plus} abutments (straight and angled), BeCe [®] Sub-Tec ceramic abutment, BeCe [®] Sub-Tec ^{Plus} ceramic abutment, Sub-Tec CAD/CAM titanium adhesive abutment, Sub-Tec temporary titanium abutments, Sub-Tec bar system, Sub-Tec CAD/CAM TiBase L, PS CATi, PS CA / PS CATi, PS TiB / PS TiB NH, PS TTiA / PS TTiA NH, PS TiAA, PS TiA, PS TiBA	1 unit	
<ul style="list-style-type: none"> Technician screw Multi^{Plus} (M1.4) 	57536		Multi ^{Plus} system	1 unit	
<ul style="list-style-type: none"> TScrew 	57783	□	for Platform Switch prosthetics Ø 3.0	1 unit	
<ul style="list-style-type: none"> PS UNI TScrew 	57994	■ ■ ■ ■ ■	for Universal abutments Platform Switch	1 unit	

Screws

Prosthesis screws					
Description	Art. No.	Colour code	Size	Quantity	
<ul style="list-style-type: none"> Prosthesis screw Hex 1.25 mm 	53999		for Sub-Tec gold cast-on, Sub-Tec provisional abutment, Sub-Tec provisional PEEK abutment, Sub-Tec titanium abutment, Sub-Tec bar system (up to Q2 2013) Sub-Tec CAD Positioner, Healing post, individual Ø 7, PS PPA, PS TPA, PS GCO / PS GCO NH	1 unit	
<ul style="list-style-type: none"> Prosthesis screw for ceramic abutment 	56094		for BeCe® Sub-Tec ceramic abutments, PS CA	1 unit	
<ul style="list-style-type: none"> Prosthesis screw Sub-Tec^{Plus} 	57031		for Sub-Tec ^{Plus} abutments (straight and angled), BeCe® Sub-Tec ^{Plus} ceramic abutment, Sub-Tec CAD/CAM titanium adhesive abutment, Sub-Tec temporary titanium abutments, Sub-Tec bar system (as of Q2 2013), Sub-Tec CAD/CAM TiBase L, PS CATi, PS TiB / PS TiB NH, PS TTiA / PS TTiA NH, PS TIAA, PS TiA, PS TiBA	1 unit	
<ul style="list-style-type: none"> Secondary screw Multi^{Plus} (M1.4) 	57534		Multi ^{Plus} system	1 unit	
<ul style="list-style-type: none"> Prosthesis screw Multi^{Plus} (M1.8) 	57535		for Multi ^{Plus} abutments 20 / 30°	1 unit	
<ul style="list-style-type: none"> PScrew 	57782	<input type="checkbox"/>	for Platform Switch prosthetics Ø 3.0	1 unit	
<ul style="list-style-type: none"> PScrew 	57784	<input type="checkbox"/>	for CAD Positioner Platform Switch Ø 3.0	1 unit	
<ul style="list-style-type: none"> PS UNI PScrew 	57993		for Universal abutments Platform Switch	1 unit	



OVERVIEW

CAD/CAM prostheses	124
Impression taking and model making	127
Crowns	128
Hybrid prostheses	129
Screws	134

CAD/CAM prostheses

BEGO CADBase (bar restorations and screw-retained bridges)		
System	Implant diameter	Material
BEGO Semados® Mini-Line	2.7 2.9 3.1	Bars are available in the following materials: <ul style="list-style-type: none"> • Wirobond® MI+ • BEGO Titan Grade 5








If you have any questions concerning customised CAD/CAM prostheses from BEGO Medical GmbH (procedures or conditions), please do not hesitate to contact:



BEGO Medical GmbH

Wilhelm-Herbst-Str. 1 · 28359 Bremen, Germany
 Tel. +49 421 2028-0 · Fax +49 421 2028-174
 E-mail info@bego-medical.de · www.bego.com

List of manufacturers' registered trademarks, see page 138

CAD/CAM prostheses

Bar shapes	
Description	
<ul style="list-style-type: none"> • ⁴DOLDER® bar joint attachment 2.3 mm 	
<ul style="list-style-type: none"> • ⁴DOLDER® bar joint attachment 3.0 mm 	
<ul style="list-style-type: none"> • ⁴DOLDER® bar attachment 3.0 mm 	
<ul style="list-style-type: none"> • Round bar 1.8 mm 	
<ul style="list-style-type: none"> • Horix bar 1.8 mm 	
<ul style="list-style-type: none"> • Horix element 1.8 mm 	
<ul style="list-style-type: none"> • Individual bar shapes / bar attachments 	

Bar attachments / ³ Locator® gauges	
Description	
<ul style="list-style-type: none"> • Bar attachments 1.8 mm (Ancora / Preci-Vertex) 	
<ul style="list-style-type: none"> • ³Locator® angle measurement gauge 	

CAD/CAM prostheses

CAD/CAM solutions				
Description	Art. No.	Colour code	Size	Quantity
<ul style="list-style-type: none"> • CAD Positioner Mini comprising: <ul style="list-style-type: none"> • CAD Positioner Mini • Prosthesis screw Mini Material: Polyether-ether-ketone (PEEK) Tool: Hexagon screwdriver 1.25 mm *2)	57330	■	Mini 2.7-3.1	1 unit



If you have any questions concerning customised CAD/CAM prostheses from BEGO Medical GmbH (procedures or conditions), please do not hesitate to contact:

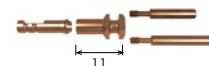
BEGO Medical GmbH

Wilhelm-Herbst-Str. 1 · 28359 Bremen, Germany
 Tel. +49 421 2028-0 · Fax +49 421 2028-174
 E-mail info@bego-medical.de · www.bego.com

*2) For information on torques see page 154

Impression taking and model making

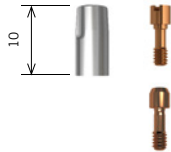


Impression set				
Description	Art. No.	Colour code	Size	Quantity
<ul style="list-style-type: none"> • Open tray impression Mini (Impression on implant with open tray) comprising: <ul style="list-style-type: none"> • Mini impression post • Titanium screw L15 and L19 • Implant analog Mini Tool: Hexagon screwdriver 1.25 mm / slot screwdriver *2) 	56959	■	Mini 2.7-3.1	1 unit



Implant analog				
Description	Art. No.	Colour code	Size	Quantity
<ul style="list-style-type: none"> • Implant analog Mini 	56982	■	Mini 2.7-3.1	1 unit



Crowns

Solid abutment titanium				
Description	Art. No.	Colour code	Size	Quantity
<ul style="list-style-type: none"> • TiA comprising: <ul style="list-style-type: none"> • Titanium Mini abutment • Prosthesis screw Mini • Technician screw Mini Material: Titanium alloy Tool: Hexagon screwdriver 1.25 mm / slot screwdriver *2) 	57989	■	Mini 2.9-3.1	1 unit
				
Gold cast-on abutment				
Description	Art. No.	Colour code	Size	Quantity
<ul style="list-style-type: none"> • Gold cast-on Mini comprising: <ul style="list-style-type: none"> • Cast-on abutment Mini • Sub-burnout acrylic sleeve gold cast-on • Prosthesis screw Mini, conical • Technician screw Mini, conical Material: Gold-platinum alloy Tool: Hexagon screwdriver 1.25 mm / slot screwdriver *1) *2) 	57320	■	Mini 2.9-3.1	1 unit
				
<ul style="list-style-type: none"> • Internal reamer for Gold cast-on Mini for reworking the internal snug fit (only in combination with technician's screwdriver!) 	57323	■	Mini 2.9-3.1	1 unit
				

*1) Alloy recommendation: Bio PontoStar® XL (BEGO, REF 61140) / Bio PontoStar® (BEGO, REF 61104)

*2) For information on torques see page 154

Hybrid prostheses

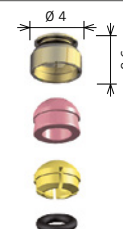
Ball attachment abutments					
Description	Art. No.	Colour code	Size	Quantity	
<ul style="list-style-type: none"> • Ball attachment Mini Material: Titanium alloy Tool: Insertion tool for ball attachment *2) 	56968	■	Mini 2.9-3.1	L1.5	1 unit
	57055	■	Mini 2.9-3.1	L4	1 unit
<ul style="list-style-type: none"> • Insertion tool for ball attachment with ratchet connection 	55880		L9		1 unit







Ball attachment implant analog PRECI-CLIX					
Description	Art. No.	Colour code	Size	Quantity	
<ul style="list-style-type: none"> • PRECI-CLIX attachment analog 	57089				2 units



Ball attachment female parts PRECI-CLIX					
Description	Art. No.	Colour code	Size	Quantity	
<ul style="list-style-type: none"> • Ball attachment Mini laboratory set comprising: <ul style="list-style-type: none"> • PRECI-CLIX housing • PRECI-CLIX duplicating auxiliary • PRECI-CLIX female part, yellow • PRECI-CLIX space holder Material: Titanium alloy Tool: PRECI-CLIX insertion tool 	57085				2 units
<ul style="list-style-type: none"> • PRECI-CLIX insertion tool comprising: <ul style="list-style-type: none"> • Insertion tool for PRECI-CLIX female parts 	57090				1 unit
<ul style="list-style-type: none"> • PRECI-CLIX female part, white Withdrawal force: 600 g, 5.9 N comprising: <ul style="list-style-type: none"> • PRECI-CLIX female part, white Material: Polyoxymethylene (POM) Tool: PRECI-CLIX insertion tool 	57087				2 units
<ul style="list-style-type: none"> • PRECI-CLIX female part, yellow Withdrawal force: 800 g, 7.9 N comprising: <ul style="list-style-type: none"> • PRECI-CLIX female part, yellow Material: Polyoxymethylene (POM) Tool: PRECI-CLIX insertion tool 	57086				2 units
<ul style="list-style-type: none"> • PRECI-CLIX female part, red Withdrawal force: 1000 g, 9.8 N comprising: <ul style="list-style-type: none"> • PRECI-CLIX female part, red Material: Polyoxymethylene (POM) Tool: PRECI-CLIX insertion tool 	57088				2 units




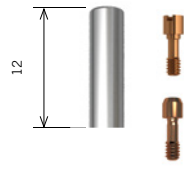
Hybrid prostheses

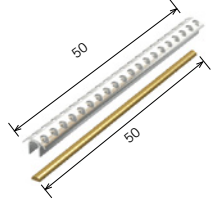
Ball attachment impression set ² Dalbo®				
Description	Art. No.	Colour code	Size	Quantity
<ul style="list-style-type: none"> Ball attachment impression set ²Dalbo®-PLUS (Impression on ball attachment) comprising: <ul style="list-style-type: none"> Impression cap for ball attachment (red) Ball attachment implant analog 	55768			1 unit
				
Ball attachment female parts ² Dalbo®				
Description	Art. No.	Colour code	Size	Quantity
<ul style="list-style-type: none"> Female part ²Dalbo®-PLUS comprising: <ul style="list-style-type: none"> Female part ²Dalbo®-PLUS, complete (incl. lamellae retention insert) Space holder Material: Titan Grade 4 Tool: ² Dalbo®-PLUS activator / deactivator	55769			1 unit
				
<ul style="list-style-type: none"> ²Dalbo®-PLUS activator / deactivator 	55773			1 unit
				
<ul style="list-style-type: none"> Lamellae retention insert ²Dalbo®-PLUS Material: Precious metal Tool: ² Dalbo®-PLUS activator / deactivator	55776			1 unit
				

List of manufacturers' registered trademarks, see page 138

*2) For information on torques see page 154

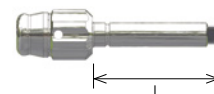

Hybrid prostheses

Bar abutments				
Description	Art. No.	Colour code	Size	Quantity
<ul style="list-style-type: none"> • 4DOLDER® bar joint attachment 3.0 – titanium Material: Titan Grade 4 	55928			1 unit
				
<ul style="list-style-type: none"> • TiBA comprising: <ul style="list-style-type: none"> • Titanium bar abutment Mini • Prosthesis screw Mini • Technician screw Mini Material: Titan Grade 4 Tool: Hexagon screwdriver 1.25 mm / slot screwdriver *2) 	57988	■	Mini 2.7-3.1	1 unit
				

Bar female parts				
Description	Art. No.	Colour code	Size	Quantity
<ul style="list-style-type: none"> • 4DOLDER® bar female part, palladium comprising: <ul style="list-style-type: none"> • Resilience rail • Female part with retention for plastic Material: Palladium alloy 	57573			1 unit
				

Hybrid prostheses

Easy-Con abutments				
Description	Art. No.	Colour code	Size	Quantity
<ul style="list-style-type: none"> • Easy-Con Mini Material: Titanium alloy with TiN coating Tool: Insertion tool for ³Locator® *2) 	57623	■	Mini 3.1 L1.5	1 unit
	57624	■	Mini 3.1 L2.5	1 unit
	57625	■	Mini 3.1 L3.5	1 unit
<ul style="list-style-type: none"> • Insertion tool for ³Locator® with ratchet connection (also for Easy-Con) 	57008		L10	1 unit











Easy-Con impression				
Description	Art. No.	Colour code	Size	Quantity
<ul style="list-style-type: none"> • Easy-Con impression coping (Impression on Easy-Con) 	57751			4 units
<ul style="list-style-type: none"> • Easy-Con analog 	57760			4 units





List of manufacturers' registered trademarks, see page 138


*2) For information on torques see page 154

Hybrid prostheses

Easy-Con female parts					
Description	Art. No.	Colour code	Size	Quantity	
<ul style="list-style-type: none"> • Easy-Con laboratory set comprising: <ul style="list-style-type: none"> • Retention insert, transparent, pink and blue • Block-out ring • Retention cap • Production insert, black Material: Titanium alloy / polyamide (PA12) Tool: Easy-Con instrument	57752			2 units	
<ul style="list-style-type: none"> • Easy-Con instrument for screw-fitting, removing and re-positioning the retention inserts, insertion device for Easy-Con abutment 	57753			1 unit	
<ul style="list-style-type: none"> • Easy-Con production insert (black) Material: Polyamide (PA12) 	57754			4 units	
<ul style="list-style-type: none"> • Easy-Con retention insert (blue) Withdrawal force: 680 g; 6.7 N; 0-10° Material: Polyamide (PA12) 	57755			4 units	
<ul style="list-style-type: none"> • Easy-Con retention insert (pink) Withdrawal force: 1361 g; 13.4 N; 0-10° Material: Polyamide (PA12) 	57756			4 units	
<ul style="list-style-type: none"> • Easy-Con retention insert (transparent) Withdrawal force: 2268 g; 22.3 N; 0-10° Material: Polyamide (PA12) 	57757			4 units	
<ul style="list-style-type: none"> • Easy-Con retention insert (red) Withdrawal force: 680 g; 6.7 N; 10-20° Material: Polyamide (PA12) 	57758			4 units	
<ul style="list-style-type: none"> • Easy-Con retention insert (green) Withdrawal force: 1814 g; 17.8 N; 10-20° Material: Polyamide (PA12) 	57759			4 units	

Screws

Technician screws					
Description	Art. No.	Colour code	Size	Quantity	
• Technician screw Mini	56984	■	for TiA, TiBA	1 unit	
• Technician screw Mini, conical	57322	■	for gold cast-on Mini	1 unit	

Prosthesis screws					
Description	Art. No.	Colour code	Size	Quantity	
• Prosthesis screw Mini	56983	■	for TiA, TiBA CAD Positioner Mini	1 unit	
• Prosthesis screw Mini, conical	57321	■	for gold cast-on Mini	1 unit	



OVERVIEW

Large scale models

136

Demonstration materials

137

Large scale models					
Description	Art. No.	Colour code	Size	Quantity	
<ul style="list-style-type: none"> Large scale model demonstration suitcase 	57328			1 unit	
<ul style="list-style-type: none"> BEGO Semados® S implant large scale model 	55566			1 unit	
<ul style="list-style-type: none"> BEGO Semados® RI implant large scale model 	55699			1 unit	
<ul style="list-style-type: none"> BEGO Semados® RSX implant large scale model 	56750			1 unit	
<ul style="list-style-type: none"> BEGO Semados® Mini implant large scale model 	57095			1 unit	
<ul style="list-style-type: none"> Acrylic block PS-Line (large scale models scale 2:1) comprising: <ul style="list-style-type: none"> Acrylic block One RS / RSX implant Ø 4.1 L11.5 each PS TTiA (Provisional abutment Platform Switch) PS TiB (Adhesive abutment Platform Switch) PS TiAA, 15° P GH 1-2 (Solid abutment titanium Platform Switch) PS TiAA, 20° E GH 2.5-4 (Solid abutment titanium Platform Switch) Prosthesis screw Hexagon screwdriver 	56753			1 unit	

*** Figure shows the new insertion post which will be available from the end of 2015 / start of 2016!

Demonstration materials				
Description	Art. No.	Colour code	Size	Quantity
<ul style="list-style-type: none"> • Maxilla demonstration model Clear acrylic model with implants 	56096		S-Line	1 unit
	56755		RSX-Line	1 unit
<ul style="list-style-type: none"> • Training jaw (lower) 	55547			1 unit
<ul style="list-style-type: none"> • BEGO Semados® S demonstration implants incl. cover screw and titanium insertion post Material: Titanium (non-sterile packaged) Not for use on patients! 	55543			1 unit
<ul style="list-style-type: none"> • BEGO Semados® RI demonstration implants incl. cover screw and titanium insertion post Material: Titanium (non-sterile packaged) Not for use on patients! 	55760			1 unit
<ul style="list-style-type: none"> • BEGO Semados® RS demonstration implants incl. cover screw and titanium insertion post Material: Titanium (non-sterile packaged) Not for use on patients! 	56751			1 unit
<ul style="list-style-type: none"> • BEGO Semados® RSX demonstration implants incl. cover screw and titanium insertion post Material: Titanium (non-sterile packaged) Not for use on patients! 	56752			1 unit
<ul style="list-style-type: none"> • BEGO Semados® RSX demonstration implants Ø 3.0 incl. cover screw and titanium insertion post Material: Titanium (non-sterile packaged) Not for use on patients! 	57699			1 unit
<ul style="list-style-type: none"> • BEGO Semados® Mini demonstration implants incl. cover screw and titanium insertion post Material: Titanium (non-sterile packaged) Not for use on patients! 	55709			1 unit



²Dalbo® is a registered trademark of Cendres & Métaux SA, Biel/Bienne, Switzerland

³Locator® is a registered trademark of Zest Anchors Inc., CA, USA

⁴DOLDER® is a registered trademark of Prof. Dr. Fritz Dolder, Walisellen, Switzerland & Dr. Charlotte Fleischer-Dolder, Winterthur, Switzerland



OVERVIEW

Material cost overview	140
Torque specifications	154
Material specifications	156
Index sorted according to article numbers	160
Index sorted alphabetically	175

BEGO Semados® S / RI-Line · Crowns and bridges**Material costs for each indication**

Single crown, cemented		
Restoration	Designation	Number
• S / RI-Line	BEGO Semados® S / RI implant	1
	Healing post (gingival former)	1
	Sub-Dent open tray impression / Sub-Dent closed tray impression	1
	Sub-Tec ^{Plus} titanium abutment (0°, GH 1-2 or 2.5-4)	1
Total		

Cemented single crown (ceramic; zirconium dioxide)		
Restoration	Designation	Number
• S / RI-Line	BEGO Semados® S / RI implant	1
	Healing post (gingival former)	1
	Sub-Dent open tray impression / Sub-Dent closed tray impression	1
	BeCe® Sub-Tec ceramic abutment	1
Total		

Cemented single crown (15°/20° angle)		
Restoration	Designation	Number
• S / RI-Line	BEGO Semados® S / RI implant	1
	Healing post (gingival former)	1
	Sub-Dent open tray impression / Sub-Dent closed tray impression	1
	Sub-Tec ^{Plus} titanium angulated abutment 15°/20° (Type P/E, GH 1-2 or 2.5-4)	1
Total		

BEGO Semados® S / RI-Line · Crowns and bridges

Material costs for each indication

Single crown, cemented or occlusally screw-retained (gold)		
Restoration	Designation	Number
• S / RI-Line	BEGO Semados® S / RI implant	1
	Healing post (gingival former)	1
	Sub-Dent open tray impression / Sub-Dent closed tray impression	1
	Sub-Tec gold cast-on	1
	Total	

Single crown, cemented or occlusally screw-retained (non-precious)		
Restoration	Designation	Number
• S / RI-Line	BEGO Semados® S / RI implant	1
	Healing post (gingival former)	1
	Sub-Dent open tray impression / Sub-Dent closed tray impression	1
	Sub-Tec Universal	1
	Total	

BEGO Semados® S / RI-Line · Crowns and bridges

Material costs for each indication

Bridge cemented on 2 implants		
Restoration	Designation	Number
• S / RI-Line	BEGO Semados® S / RI implant	2
	Healing post (gingival former)	2
	Sub-Dent open tray impression / Sub-Dent closed tray impression	2
	Sub-Tec ^{Plus} titanium abutment (0°, GH 1-2 or 2.5-4)	2
Total		

Bridge occlusally screw-retained on 2 implants (gold)		
Restoration	Designation	Number
• S / RI-Line	BEGO Semados® S / RI implant	2
	Healing post (gingival former)	2
	Sub-Dent open tray impression / Sub-Dent closed tray impression	2
	Sub-Tec gold cast-on no Hex	2
Total		

Bridge occlusally screw-retained on 2 implants (non-precious)		
Restoration	Designation	Number
• S / RI-Line	BEGO Semados® S / RI implant	2
	Healing post (gingival former)	2
	Sub-Dent open tray impression / Sub-Dent closed tray impression	2
	Sub-Tec Universal no Hex	2
Total		

BEGO Semados® S / RI-Line · Hybrid prostheses

Material costs for each indication

Ball attachment restoration on 2 implants		
Restoration	Designation	Number
• S / RI-Line	BEGO Semados® S / RI implant	2
	Healing post (gingival former)	2
	Sub-Dent open tray impression / Sub-Dent closed tray impression	2
	Sub-Tec ball attachment	2
	Female part ²Dalbo®-PLUS	2
	Total	

Easy-Con restoration on 2 implants		
Restoration	Designation	Number
• S / RI-Line	BEGO Semados® S / RI implant	2
	Healing post (gingival former)	2
	Easy-Con impression coping	0.5
	Easy-Con analog	0.5
	Sub-Tec Easy-Con abutment	2
	Easy-Con laboratory set	1
Total		

Bar restoration on 4 implants		
Restoration	Designation	Number
• S / RI-Line	BEGO Semados® S / RI implant	4
	Healing post (gingival former)	4
	Sub-Dent open tray impression / Sub-Dent closed tray impression	4
	Sub-Tec titanium bar abutment	4
	⁴DOLDER® bar joint attachment 3.0 – titanium	1
	⁴DOLDER® bar female part, palladium	1
	Total	

BEGO Semados® S / RI-Line · Hybrid prostheses**Material costs for each indication**

MultiPlus system on 4 implants		
Restoration	Designation	Number
• MultiPlus system	BEGO Semados® S / RI implant	4
	Sub-Tec MultiPlus abutment 0°	2
	Sub-Tec MultiPlus abutment 20°/ 30°	2
	MultiPlus healing post	4
	MultiPlus open tray impression / MultiPlus closed tray impression	4
	MultiPlus titanium abutment	4
	Total	

Bar restoration on 4 implants (non-precious; customised fabrication)		
Restoration	Designation	Number
• S / RI-Line	BEGO Semados® S / RI implant	4
	Healing post (gingival former)	4
	Sub-Dent open tray impression / Sub-Dent closed tray impression	4
	Sub-Tec Universal no Hex	4
	⁴ DOLDER® bar female part, palladium	1
	Total	

BEGO Semados® S / RI-Line · Hybrid prostheses

Composition of the prefabricated BEGO Semados® S / RI sets

- **BEGO Semados® implant (S / RI):**
Implant and implant cover screw
- **Impression set (open / closed):**
Impression post, implant analog and titanium screw
(Impression post cap with closed tray impression)
- **Abutment sets:**
Abutment, prosthesis screw and technician screw

BEGO Semados® RS / RSX-Line · Crowns and bridges

Material costs for each indication

Single crown, cemented		
Restoration	Designation	Number
• RS / RSX-Line	BEGO Semados® RS / RSX implant Ø 3.0	1
	Healing post Platform Switch	1
	Impression set Platform Switch (open or closed)	1
	Solid abutment titanium Platform Switch	1
	Total	

Single crown, cemented		
Restoration	Designation	Number
• RS / RSX-Line	BEGO Semados® RS / RSX implant Ø 3.75-5.5	1
	Healing post Platform Switch	1
	Impression set Platform Switch (open or closed)	1
	Solid abutment titanium Platform Switch	1
	Total	

Cemented single crown (ceramic; zirconium dioxide)		
Restoration	Designation	Number
• RS / RSX-Line	BEGO Semados® RS / RSX implant Ø 3.75-5.5	1
	Healing post Platform Switch	1
	Impression set Platform Switch (open or closed)	1
	Ceramic abutment Platform Switch	1
	Total	

Cemented single crown (15°/20° angle)		
Restoration	Designation	Number
• RS / RSX-Line	BEGO Semados® RS / RSX implant Ø 3.0	1
	Healing post Platform Switch	1
	Impression set Platform Switch (open or closed)	1
	Solid abutment titanium 15°/20° Platform Switch	1
	Total	

BEGO Semados® RS / RSX-Line · Crowns and bridges

Material costs for each indication

Cemented single crown (15°/20° angle)		
Restoration	Designation	Number
• RS / RSX-Line	BEGO Semados® RS / RSX implant Ø 3.75-5.5	1
	Healing post Platform Switch	1
	Impression set Platform Switch (open or closed)	1
	Solid abutment titanium 15°/20° Platform Switch	1
	Total	

Single crown, cemented or occlusally screw-retained (gold)		
Restoration	Designation	Number
• RS / RSX-Line	BEGO Semados® RS / RSX implant Ø 3.75-5.5	1
	Healing post Platform Switch	1
	Impression set Platform Switch (open or closed)	1
	Gold cast-on abutment Platform Switch	1
	Total	

Single crown, cemented or occlusally screw-retained (non-precious)		
Restoration	Designation	Number
• RS / RSX-Line	BEGO Semados® RS / RSX implant Ø 3.75-5.5	1
	Healing post Platform Switch	1
	Impression set Platform Switch (open or closed)	1
	Universal abutment Platform Switch	1
	Total	

BEGO Semados® RS / RSX-Line · Crowns and bridges**Material costs for each indication**

Bridge cemented on 2 implants		
Restoration	Designation	Number
• RS / RSX-Line	BEGO Semados® RS / RSX implant Ø 3.75-5.5	2
	Healing post Platform Switch	2
	Impression set Platform Switch (open or closed)	2
	Solid abutment titanium Platform Switch	2
Total		

Bridge occlusally screw-retained on 2 implants (gold)		
Restoration	Designation	Number
• RS / RSX-Line	BEGO Semados® RS / RSX implant Ø 3.75-5.5	2
	Healing post Platform Switch	2
	Impression set Platform Switch (open or closed)	2
	Gold cast-on abutment no Hex Platform Switch	2
Total		

Bridge occlusally screw-retained on 2 implants (non-precious)		
Restoration	Designation	Number
• RS / RSX-Line	BEGO Semados® RS / RSX implant Ø 3.75-5.5	2
	Healing post (Platform Switch)	2
	Impression set Platform Switch (open or closed)	2
	Universal abutment no Hex Platform Switch	2
Total		

BEGO Semados® RS / RSX-Line · Hybrid prostheses

Material costs for each indication

Ball attachment restoration on 2 implants		
Restoration	Designation	Number
• RS / RSX-Line	BEGO Semados® RS / RSX implant Ø 3.75-4.5	2
	Healing post Platform Switch	2
	Impression set Platform Switch (open or closed)	2
	Ball attachment abutment Platform Switch	2
	Female part ²Dalbo®-PLUS	2
	Total	

Easy-Con restoration on 2 implants		
Restoration	Designation	Number
• RS / RSX-Line	BEGO Semados® RS / RSX implant Ø 3.75-5.5	2
	Healing post Platform Switch	2
	Easy-Con impression coping	0.5
	Easy-Con analog	0.5
	Easy-Con abutment Platform Switch	2
	Easy-Con laboratory set	1
Total		

Bar restoration on 4 implants		
Restoration	Designation	Number
• RS / RSX-Line	BEGO Semados® RS / RSX implant Ø 3.75-5.5	4
	Healing post Platform Switch	4
	Impression set Platform Switch (open or closed)	4
	Bar abutment Platform Switch	4
	⁴DOLDER® bar joint attachment 3.0 – titanium	1
	⁴DOLDER® bar female part, palladium	1
	Total	

BEGO Semados® RS / RSX-Line · Hybrid prostheses

Material costs for each indication

MultiPlus system on 4 implants		
Restoration	Designation	Number
• MultiPlus system	BEGO Semados® RS / RSX implant Ø 3.75-4.5	4
	MultiPlus abutment Platform Switch	2
	MultiPlus abutment 20°/30° Platform Switch	2
	MultiPlus healing post	4
	MultiPlus open tray impression / MultiPlus closed tray impression	4
	MultiPlus titanium abutment	4
	Total	

Bar restoration on 4 implants (non-precious; customised fabrication)		
Restoration	Designation	Number
• RS / RSX-Line	BEGO Semados® RS / RSX implant Ø 3.75-5.5	4
	Healing post Platform Switch	4
	Impression set Platform Switch (open or closed)	4
	Universal abutment no Hex Platform Switch	4
	⁴ DOLDER® bar female part, palladium	1
	Total	

Composition of the prefabricated BEGO Semados® RS / RSX sets

- **BEGO Semados® implant (RS / RSX):**
Implant and implant cover screw
- **Impression set (open / closed):**
Impression post, implant analog and titanium screw
(impression post cap with closed tray impression)
- **Abutment sets:**
Abutment, prosthesis screw and technician screw

BEGO Semados® Mini-Line · Crown restoration**Material costs for each indication**

Single crown, cemented		
Restoration	Designation	Number
• Mini-Line	BEGO Semados® Mini implant	1
	Healing post Mini (gingival former)	1
	Open tray impression Mini	1
	TiA (solid abutment titanium)	1
	Total	

Cemented single crown (Gold cast-on Mini)		
Restoration	Designation	Number
• Mini-Line	BEGO Semados® Mini implant	1
	Healing post Mini (gingival former)	1
	Open tray impression Mini	1
	Gold cast-on Mini	1
	Total	

BEGO Semados® Mini-Line · Hybrid prostheses**Material costs for each indication**

Ball attachment restoration on 2 implants		
Restoration	Designation	Number
• Mini-Line	BEGO Semados® Mini implant	2
	Healing post Mini (gingival former)	2
	Open tray impression Mini	2
	Ball attachment Mini	2
	Ball attachment Mini laboratory set PRECI-CLIX	1
Total		

Bar restoration on 4 implants		
Restoration	Designation	Number
• Mini-Line	BEGO Semados® Mini implant	4
	Healing post Mini (gingival former)	4
	Open tray impression Mini	4
	TIBA (titanium bar abutment)	4
	⁴ Dolder® bar joint attachment 3.0 – titanium	1
	⁴ Dolder® bar female part, palladium	1
Total		

Bar restoration on 6 implants		
Restoration	Designation	Number
• Mini-Line	BEGO Semados® Mini implant	6
	Healing post Mini (gingival former)	6
	Open tray impression Mini	6
	TIBA (titanium bar abutment)	6
	⁴ Dolder® bar joint attachment 3.0 – titanium	1
	⁴ Dolder® bar female part, palladium	1
Total		

BEGO Semados® Mini-Line · Hybrid prostheses**Material costs for each indication**

Easy-Con restoration on 2 implants		
Restoration	Designation	Number
• Mini-Line	BEGO Semados® Mini implant	2
	Healing post Mini (gingival former)	2
	Open tray impression Mini	2
	Easy-Con Mini	2
	Easy-Con laboratory set	1
Total		

Composition of the prefabricated BEGO Semados® Mini sets

- **BEGO Semados® implant (Mini):**
Implant and implant cover screw
- **Impression set (open):**
Impression post, implant analog and titanium screw
- **Abutment set:**
Abutment, prosthesis screw and technician screw

Torques for BEGO Semados® S / RI / RS / RSX-Line · BEGO Semados® Mini-Line	
Description	Torque [Ncm]
Implant cover screw	Hand-tight / ≤ 10
Healing post	Hand-tight / 10
Healing post, individual	15
Impression post	Hand-tight / 10
CAD Positioner	Hand-tight
Temporary restorations	15
<ul style="list-style-type: none"> • PS ITA Ø 3.0-5.5 (Provisional abutment Platform Switch) • PS PPA Ø 3.75-5.5 (Provisional abutment Platform Switch) • PS TPA Ø 3.75-5.5 (Provisional abutment Platform Switch) • PS TTiA / PS TTiA NH Ø 3.75-5.5 (Provisional abutment Hex / no Hex Platform Switch) • Sub-Tec provisional abutment (PEEK) • Sub-Tec immediate temporary abutment 	
Sub system	30
<ul style="list-style-type: none"> • BeCe® Sub-Tec ceramic abutment • BeCe® Sub-Tec^{Plus} ceramic abutment • Sub-Tec CAD/CAM TiBase L • Sub-Tec CAD/CAM titanium adhesive abutment • Sub-Tec Easy-Con • Sub-Tec gold cast-on • Sub-Tec ball attachment • Sub-Tec ³Locator® • Sub-Tec temporary titanium abutment • Sub-Tec titanium abutment, conical • Sub-Tec titanium bar abutment • Sub-Tec Universal • Sub-Tec^{Plus} titanium abutment 	
Sub-Tec Multi^{Plus} abutment	30
Multi^{Plus} system	20
<ul style="list-style-type: none"> • Multi^{Plus} gold cast-on • Multi^{Plus} titanium abutment • Multi^{Plus} Universal 	
Platform Switch system Ø 3.0	20
<ul style="list-style-type: none"> • PS TiA / PS TiAA Ø 3.0 (Solid abutment titanium Platform Switch) • PS TiB Ø 3.0 (Adhesive abutment Platform Switch) 	
Platform Switch system Ø 3.75-5.5	30
<ul style="list-style-type: none"> • PS BA Ø 3.75-4.5 (Ball attachment abutment Platform Switch) • PS CA / PS CATi Ø 3.75-5.5 (Ceramic abutment Platform Switch) • PS Easy-Con Ø 3.75-4.5 (Easy-Con abutment Platform Switch) • PS GCO / PS GCO NH Ø 3.75-5.5 (Gold cast-on abutment Hex / no Hex Platform Switch) • PS Multi^{Plus} Ø 3.75-4.5 (Multi^{Plus} abutment Platform Switch) • PS TiA / PS TiAA Ø 3.75-5.5 (Solid abutment titanium Platform Switch) • PS TiB / PS TiB NH Ø 3.75-5.5 (Adhesive abutment Hex / no Hex Platform Switch) • PS TiBA Ø 3.75-4.5 (Bar abutment titanium Platform Switch) • PS UNI / PS UNI NH Ø 3.75-5.5 (Universal abutment Hex / no Hex Platform Switch) 	
Mini system	25
<ul style="list-style-type: none"> • Easy-Con Mini • Gold cast-on Mini • Ball attachment Mini • TiA (Solid abutment titanium) • TiBA (Bar abutment titanium) 	

List of manufacturers' registered trademarks, see page 138

General notes

To avoid damage to the components, always use original BEGO Implant Systems tools and products. In particular, the use of the torque ratchet is essential in order to maintain the prescribed pre-tensioning of the connecting screws (specified in Ncm).

- Ensure that the prosthesis screws have not been used or damaged previously in the laboratory.
- After final securing of the implant abutments, all connecting screws should be tightened again to the specified torque after approx. 5 to 10 minutes and checked.
- The implant-prosthesis interfaces must be regularly checked to ensure they are tight and that there are no gaps.
- Extreme loads exerted on the components could cause the connecting screw(s) to loosen. If so, it is essential to identify and rectify the cause of loosening.
- In the case of abutments secured to the implant with a separate prosthesis screw, we recommend using a new screw after the original screw has been undone, e.g., for cleaning the prosthesis / implant abutments.

All the information given has been determined to the best of our knowledge on the basis of years of practical application. It applies to restorations carried out in accordance with our own, and generally applicable, scientific findings.

General information on titanium

Titanium is a biopassive and bioinert material that is virtually tasteless, radiotransparent, resistant to corrosion and a poor conductor of heat (thermal conductivity coefficient 0.168 in comparison with 3.118 for gold).

Commercially pure titanium and titanium alloys are used for implantology, although pure titanium also contains impurities. We distinguish between 4 grades of commercially pure titanium, depending on the level of impurities.

All 4 groups may only contain a maximum of 0.05% N, 0.08% C and 0.015% H. The presence of these substances is unavoidable as they occur during the extraction process or they are added intentionally to control the physical properties.

Commercially pure titanium (Grades 1-4) and titanium alloys (from Grade 5) can be used for all types of dental work. It is possible to veneer titanium crowns and bridges with special ceramic, which is fired at below 800°C because titanium undergoes a microstructural change at 882°C (volume change), with a specific

CTE also being necessary (titanium: CTE of approx. 9.6). During finishing and polishing, the poor thermal conductivity of titanium must be borne in mind, as localised heat build-up can occur. Increased deposition of O₂ then takes place at these points, so causing the material to become brittle.

Titanium smears when machined, so special drills have to be used. Freshly polished surfaces will only retain their mirror finish if they do not come into contact with H₂O for at least 10 minutes.

During this period the surface oxidises to form a protective layer. When modelling frames, bear in mind that when titanium is cast, a strong, thick layer of oxide containing elements of the investment material is produced – the so-called α case layer. All traces of this layer need to be removed. Thicker wax-up margins are required here and are adjusted during finishing. Titanium and titanium alloys can only be joined by welding (laser, plasma, arc, resistance).

Titanium				
Elements	Grade 2	Grade 3	Grade 4	Grade 5
• Nitrogen, max. [%]	0.03	0.05	0.05	0.05
• Carbon, max. [%]	0.08	0.08	0.08	0.08
• Hydrogen, max. [%]	0.015	0.015	0.015	0.015
• Iron, max. [%]	0.30	0.30	0.50	0.40
• Oxygen, max. [%]	0.25	0.35	0.40	0.20
• Aluminium [%]				5.5-6.75
• Vanadium [%]				3.5-4.5
• Titanium [%]	Rest	Rest	Rest	Rest

Compositions		
Material	Article	
<ul style="list-style-type: none"> • Grade 4 commercially pure titanium acc. to ASTM F67 	BEGO Semados® implants S / RI / RS / RSX / Mini-Line	
	Drill sleeves 1.6 / 2.5 / 3.2	
	³ DOLDER® bar joint attachment 3.0 – titanium	
	Implant cover screws	
	Female part ² Dalbo®-Plus, female part	
	Osseo ^{Plus} Transfer screws	
	Paralleling post S / RI / RS / RSX / Mini-Line	
	PS TiBA (Bar abutment titanium Platform Switch)	
	Sub-Tec titanium abutment, conical	
	Sub-Tec titanium bar abutment	
	TiBA (bar abutment titanium)	
	<ul style="list-style-type: none"> • Titan Grade 5 (Titanium alloy Ti-6Al-4V) as per ASTM F136 	Impression post
		Healing post
Assortment set Sub-Tec ^{Plus} 0°/15°/20°		
BEGO Guide master sleeves / spoons		
BEGO Semados® provisional implant (PI)		
Bone profiler – guide sleeve		
Drill stops		
Easy-Con impression coping – cap, analog, retention cap		
Easy-Con Mini (coated with titanium nitride)		
Insertion tools for implants		
Ball attachment Mini-Line		
² Locator® laboratory set, retention cap		
Implant analogs S / RI / RS / RSX / Mini-Line		
Multi ^{Plus} healing posts, impressions, analog, protection analog, titanium abutment		
Open tray impression Mini, Mini impression post		
PI bending instrument, PI analog, PI multifunctional cap, PI paralleling post		
Prosthesis screws / Technician screws		
PS BA (Ball attachment abutment Platform Switch)		
PS BA (Ball attachment abutment Platform Switch) spacer		
PS Easy-Con (Easy-Con abutment Platform Switch) (coated with titanium nitride)		
PS HP / PS HPW (Healing post Platform Switch)		
PS ITA (Provisional abutment Platform Switch)		
PS Multi ^{Plus} (Multi ^{Plus} abutment Platform Switch)		
PS TiA (Solid abutments Platform Switch)		
PS TiAA (Solid abutments Platform Switch)		
PS TiB/ PS TiB NH (Adhesive abutment Platform Switch)		

Compositions	
Material	Article
<ul style="list-style-type: none"> Titan Grade 5 (Titanium alloy Ti-6Al-4V) acc. to ASTM F136 	PS TTiA / PS TTiA NH (Provisional abutment Platform Switch)
	PS UNI / PS UNI NH (Universal abutment Hex / no Hex Platform Switch), Universal base Hex / no Hex
	Secondary screw 1.2 mm
	Sub-Tec CAD/CAM TiBase L
	Sub-Tec CAD/CAM titanium adhesive abutment Hex / no Hex
	Sub-Tec Easy-Con abutment (coated with titanium nitride)
	Sub-Tec ball attachment
	Sub-Tec ball attachment, spacer
	Sub-Tec ² Locator [®] abutment (coated with titanium nitride)
	Sub-Tec Multi ^{Plus} abutment
	Sub-Tec immediate temporary abutment
	Sub-Tec Universal / no Hex, Universal base Hex / no Hex
	Sub-Tec ^{Plus} titanium abutment / titanium angulated abutment
TiA (Solid abutment titanium)	
<ul style="list-style-type: none"> Stainless steel 	BEGO Guide drills / instruments, bone profilers, tissue punches, pilot drills, pilot markers, depth drills, countersinks, threadformers, screw tappers, shape drills, gap-cutter disc, Trepan drills, Osseo ^{Plus} Transfer instruments
	Transmucosal insert analog
	PI removal tool / insertion tool / stabilizer
<ul style="list-style-type: none"> Polyether-ether-ketone (PEEK) 	Healing post, individual Ø 7
	CAD Positioner
	PI protection cap
	PS PPA / PS TPA (Provisional abutment Platform Switch)
	Sub-Tec provisional abutment Ø 5.5 / 7, Sub-Tec provisional PEEK abutment
<ul style="list-style-type: none"> Zirconium oxide 	BeCe [®] Sub-Tec ceramic abutment / BeCe [®] Sub-Tec ^{Plus} ceramic abutment
	PS CA / PS CATi (Ceramic abutment Platform Switch)
<ul style="list-style-type: none"> Silicone 	² Locator [®] block-out ring (white)
<ul style="list-style-type: none"> 60Au – 19Pt – 20Pd – 1Ir 	Gold cast-on Mini, cast-on abutment Mini
	PS GCO / PS GCO NH (Gold cast-on abutment Hex / no Hex Platform Switch), cast-on abutment Hex / no Hex
	Sub-Tec gold cast-on / no Hex, Sub-cast-on abutment / no Hex
<ul style="list-style-type: none"> 69Au – 12Ag – 11Cu – 4Pd – 3Pt 	Female part ² Dalbo [®] -PLUS, lamellae retention insert ² Dalbo [®] -PLUS

List of manufacturers' registered trademarks, see page 138

Compositions	
Material	Article
<ul style="list-style-type: none"> • Polyoxymethylene (POM) 	Female part ² Dalbo®-PLUS, space holder
	Multi ^{Plus} Universal, burnout acrylic sleeve gold cast-on
	PRECI-CLIX female part, white, yellow, red
	PS CTI (Impression set (closed tray) Platform Switch), impression post cap
	PS UNI/ PS UNI NH (Universal abutment Hex / no Hex Platform Switch), burnout acrylic sleeve Universal
	Sub-Dent closed tray impression, impression post cap
	Sub-Tec Universal / no Hex, Sub-burnout acrylic sleeve Universal
<ul style="list-style-type: none"> • Brass 	³ DOLDER® bar female part resilience rail
<ul style="list-style-type: none"> • Ti-Al-V 	PRECI-CLIX housing
<ul style="list-style-type: none"> • Polycarbonate (PC) 	PS GCO / PS GCO NH (Gold cast-on abutment Hex / no Hex Platform Switch), burnout acrylic sleeve gold cast-on
	Sub-Tec gold cast-on / no Hex, Sub-burnout acrylic sleeve gold cast-on
<ul style="list-style-type: none"> • Polyethylene (PE) 	² Locator® impression coping
<ul style="list-style-type: none"> • Aluminium 	² Locator® analog
<ul style="list-style-type: none"> • Nylon 	² Locator® retention insert blue / pink / transparent / red / green
<ul style="list-style-type: none"> • Steel 	Initial drill
<ul style="list-style-type: none"> • Rubber 	PRECI-CLIX space holder
<ul style="list-style-type: none"> • 67Fe – 17Cr – 10Ni – 2Mn – 1.6Cu – 1Si – 1.4C – 1.4S 	PRECI-CLIX attachment analog
<ul style="list-style-type: none"> • Polyether 	² Locator® production insert (black)
<ul style="list-style-type: none"> • Polyamide (PA) 	Easy-Con impression coping – production insert

PRODUCTS SORTED ACCORDING TO ARTICLE NUMBERS

Art. No.	Article	page
53728	Technician's screwdriver	65
53735	Internal reamer for Gold cast-on abutment	77, 107
53762	Technician screw L9	92, 120
53821	Drill extension (with internal cooling)	60
53872	Depth gauge, S-Line	61
53888	Radiographic template, S-Line	16
53889	Measuring balls	16
53897	Guiding wrench	60
53948	Hexagon screwdriver 1.25 mm, long, with ratchet connection	64
53949	Hexagon screwdriver 1.25 mm, short, with ratchet connection	64
53952	Slot screwdriver, long, with ratchet connection	64
53953	Slot screwdriver, short, with ratchet connection	64
53999	Prosthesis screw Hex 1.25 mm	93, 121
55505	Implant cover screw, S 3.25	19
55512	Drill sleeves for pilot drills / pilot marker S / RS / RSX-Line and pilot drills RI-Line (Ø 1.6 mm)	16
55513	Drill sleeves for depth drill 2.5 S / RS / RSX-Line and RI-Line (first generation)	16
55523	Glass-fibre pin	61
55524	Spare brush for glass-fibre pin	61
55525	Sub-Tec Universal, S 3.25-3.75 / RI 3.75	76
55526	Sub-Tec Universal no Hex, S 3.25-3.75 / RI 3.75	76
55527	Sub-Tec Universal, S / RI 4.5	76
55528	Sub-Tec Universal no Hex, S / RI 4.5	76
55529	Sub-Tec Universal, S / RI 5.5	76
55530	Sub-Tec Universal no Hex, S / RI 5.5	76
55534	Prosthesis screw for Sub-Tec Universal, S / RI 3.25-4.5	93
55535	Prosthesis screw for Sub-Tec Universal, S / RI 5.5	93
55536	Internal reamer for Universal	77, 106
55537	External reamer for Universal, S 3.25-5.5 / RI / RS / RSX 3.75-5.5	77, 106
55538	External reamer for Universal, S 3.25-4.5 / RI / RS / RSX 3.75-4.5	77, 106
55539	Sub-Dent closed tray impression, S / RI 3.75	71
55540	Sub-Dent open tray impression, S / RI 3.75	71

Art. No.	Article	page
55543	BEGO Semados® S demonstration implant	137
55547	Training jaw (lower)	137
55551	Sub-Dent closed tray impression, S / RI 5.5	71
55552	Technician screws Sub-Tec Universal, S / RI 3.25-4.5	92
55553	Technician screws Sub-Tec Universal, S / RI 5.5	92
55563	Hexagon screwdriver 1.25 mm Contra-angle, short	64
55564	Hexagon screwdriver 1.25 mm Contra-angle, long	64
55566	BEGO Semados® S implant large scale model	136
55590	Healing post, Ø 4.0 mm L3, S 3.25-3.75 / RI 3.75	20, 23
55591	Healing post, Ø 4.0 mm L5, S 3.25-3.75 / RI 3.75	20, 23
55592	Healing post, Ø 4.0 mm L7, S 3.25-3.75 / RI 3.75	20, 23
55593	Healing post, Ø 5.0 mm L3, S 3.25-4.5 / RI 3.75-4.5	20, 23
55594	Healing post, Ø 5.0 mm L5, S 3.25-4.5 / RI 3.75-4.5	20, 23
55595	Healing post, Ø 5.0 mm L7, S 3.25-4.5 / RI 3.75-4.5	20, 23
55596	Drills for single use Basic kit (S-Line)	50
55597	Drill for single use depth drill S 4.5	50
55598	Drill for single use depth drill S 5.5	50
55599	BEGO Semados® ratchet adapter	37, 61, 64
55608	Implant cover screw, S / RI 3.75	19, 23
55615	Implant cover screw, S / RI 4.1	19, 23
55616	Implant cover screw, S / RI 4.5	19, 23
55617	Sub-Dent closed tray impression, S / RI 4.1	71
55618	Sub-Dent closed tray impression, S / RI 4.5	71
55619	Sub-Dent open tray impression, S/RI 4.1	71
55620	Sub-Dent open tray impression, S/RI 4.5	71
55622	Sub-Tec Universal, S / RI 4.1	76
55623	Sub-Tec Universal no Hex, S / RI 4.1	76
55624	Sub-Tec gold cast-on, S / RI 4.1	77
55625	Sub-Tec gold cast-on no Hex, S / RI 4.1	77
55699	BEGO Semados® RI implant large scale model	136
55709	BEGO Semados® Mini demonstration implant	137
55714	Initial drill (Mini-Line)	58
55715	Drill stops, S / RI 4.1	50
55745	Radiographic template, RI-Line	16
55746	Depth gauge, RI-Line	61

List of manufacturers' registered trademarks, see page 138

PRODUCTS SORTED ACCORDING TO ARTICLE NUMBERS

Art. No.	Article	page	Art. No.	Article	page
55752	Pilot drill, short (S-Line)	48	56094	Prosthesis screw for ceramic abutment	93, 121
55760	BEGO Semados® RI demonstration implant	137	56096	Maxilla demonstration model, S-Line	137
55761	Drill extension, one-piece, long (without internal cooling)	60	56300	Healing post, Ø 4.5 mm L3, S 3.25-4.5 / RI 3.75-4.5	20, 23
55766	Threadformer RI 3.25	52	56301	Healing post, Ø 4.5 mm L5, S 3.25-4.5 / RI 3.75-4.5	20, 23
55768	Ball attachment impression set Dalbo®-PLUS	84, 114, 130	56302	Healing post, Ø 4.5 mm L7, S 3.25-4.5 / RI 3.75-4.5	20, 23
55769	Female part Dalbo®-PLUS	84, 114, 130	56303	Healing post, Ø 6.0 mm L3, S 3.25-5.5 / RI 3.75-5.5	20, 23
55773	Dalbo®-PLUS activator / deactivator	84, 114, 130	56304	Healing post, Ø 6.0 mm L5, S 3.25-5.5 / RI 3.75-5.5	20, 23
55776	Lamellae retention insert Dalbo®-PLUS	84, 114, 130	56305	Healing post, Ø 6.0 mm L7, S 3.25-5.5 / RI 3.75-5.5	20, 23
55794	Cleaning reamer	61	56317	Sub-Tec gold cast-on, S / RI 4.5	77
55799	Ratchet / torque spanner	61, 64	56325	Sub-Tec gold cast-on no Hex, S / RI 4.5	77
55804	Drill stops, depth drill 2.5 and S 3.25-3.75 / RI 3.75	50	56361	Secondary screw 1.2 mm	91, 119
55810	Drill stops, S / RI 4.5	50	56365	Screwdriver for secondary connection	91, 119
55811	Pilot drill, long (S-Line)	48	56369	Sub-Tec titanium abutment, conical, S 3.25-3.75 / RI 3.75	76
55815	Trepan drill, external Ø 5.0, internal Ø 4.1	59	56370	Sub-Tec titanium abutment, conical, S / RI 4.1-4.5	76
55816	Trepan drill, external Ø 6.0, internal Ø 5.1	59	56371	Sub-Tec titanium abutment, conical, S / RI 5.5	76
55817	Trepan drill, external Ø 4.2, internal Ø 3.7	59	56500	Sub-Dent open tray impression, S / RI 5.5	71
55826	Prosthetic kit	64	56510	Sub-Tec gold cast-on, S / RI 5.5	77
55830	Insertion tool for implants, long, with ratchet connection	60	56515	Sub-Tec gold cast-on no Hex, S / RI 5.5	77
55831	Insertion tool for implants, short, with ratchet connection	60	56694	Implant analog S 3.25	71
55832	Insertion tool for implants, long, with contra-angle connection	60	56695	Implant analog S / RI 3.75	71
55848	Insertion tool for implants, W&H, with W&H contra-angle connection	60	56696	Implant analog S / RI 4.1	71
55860	Sub-Dent closed tray impression, S 3.25	71	56698	Implant analog S / RI 4.5	71
55861	Sub-Dent open tray impression, S 3.25	71	56699	Implant analog S / RI 5.5	71
55862	Sub-Tec gold cast-on, S 3.25-3.75 / RI 3.75	77	56701	Grip-Tec ^{Plus}	65
55863	Paralleling post S-Line for pilot marker and depth drill 2.5	60	56750	BEGO Semados® RSX implant large scale model	136
55866	Sub-Tec titanium bar abutment	90	56751	BEGO Semados® RS demonstration implant	137
55873	Sub-Tec gold cast-on no Hex, S 3.25-3.75 / RI 3.75	77	56752	BEGO Semados® RSX demonstration implant	137
55880	Insertion tool for ball attachment	84, 114, 129	56753	Acrylic block PS-Line (large scale models scale 2:1)	136
55908	Implant cover screw, S / RI 5.5	19, 23	56755	Maxilla demonstration model, RSX-Line	137
55910	Drill stops, S / RI 5.5	50	56756	DFSU BK, RS / RSX-Line (drills for single use)	57
55928	DOLDER® bar joint attachment 3.0 – titanium	90, 118, 131	56757	DFSU DD, RS / RSX 4.1 (drills for single use)	57
55951	Sub-Tec provisional abutment Ø 7 (S / RI-Line)	72	56758	DFSU DD, RS / RSX 4.5 (drills for single use)	57
55952	Sub-Tec provisional abutment Ø 5.5 (S / RI-Line)	72	56759	DFSU DD, RS / RSX 5.5 (drills for single use)	57
55953	Healing post, individual Ø 7 (S / RI / RS / RSX-Line)	20, 24, 28	56947	BEGO Semados® implant Mini 2.7 L11.5	32
56092	BeCe® Sub-Tec ceramic abutment (S / RI-Line)	73	56948	BEGO Semados® implant Mini 2.7 L13	32
			56949	BEGO Semados® implant Mini 2.7 L15	32

PRODUCTS SORTED ACCORDING TO ARTICLE NUMBERS

Art. No.	Article	page
56950	BEGO Semados® implant Mini 2.9 L11.5	32
56951	BEGO Semados® implant Mini 2.9 L13	32
56952	BEGO Semados® implant Mini 2.9 L15	32
56953	BEGO Semados® implant Mini 3.1 L11.5	32
56954	BEGO Semados® implant Mini 3.1 L13	32
56955	BEGO Semados® implant Mini 3.1 L15	32
56956	Implant cover screw Mini	33
56957	Healing post Mini 2.7-3.1 L3	33
56958	Healing post Mini 2.7-3.1 L4	33
56959	Open tray impression Mini	127
56968	Ball attachment Mini, L1.5	129
56970	Mini- / Osseo ^{Plus} Tray	58
56972	Paralleling post Mini	61
56979	Threadformer Mini 2.7	58
56980	Threadformer Mini 2.9	58
56981	Threadformer Mini 3.1	58
56982	Implant analog Mini	127
56983	Prosthesis screw Mini, for bar abutment titanium Mini, Titanium abutment Mini, CAD Positioner Mini	134
56984	Technician screw Mini, for bar abutment titanium Mini, Titanium abutment Mini	134
56985	Gap-cutter disc (Mini-Line)	58
56986	Gap-cutter burr (Mini-Line)	58
56990	Insertion tool for implants, short, with contra-angle connection	60
56991	Trepan drill, external Ø 5.0, internal Ø 4.3	59
56992	Drill for single use depth drill S 4.1	50
57008	Insertion tool for Locator®	86, 88, 116, 132
57010	Radiographic template, Mini-Line	16
57011	Sub-Tec Locator® abutment, S / RI 3.75-4.1, L1	88
57012	Sub-Tec Locator® abutment, S / RI 3.75-4.1, L2	88
57013	Sub-Tec Locator® abutment, S / RI 3.75-4.1, L3	88
57014	Sub-Tec Locator® abutment, S / RI 3.75-4.1, L4	88
57021	Sub-Tec Locator® abutment, S / RI 4.5, L1	88
57022	Sub-Tec Locator® abutment, S / RI 4.5, L2	88
57023	Sub-Tec Locator® abutment, S / RI 4.5, L3	88
57024	Sub-Tec Locator® abutment, S / RI 4.5, L4	88
57028	Technician screw Sub-Tec ^{Plus}	92, 120
57031	Prosthesis screw Sub-Tec ^{Plus}	93, 121
57037	Depth drill RI-Line 2.5, short	51
57038	Depth drill RI-Line 2.5, long	51
57040	Locator® analog	88
57042	Locator® laboratory set	89
57044	Locator® production insert (black)	89

Art. No.	Article	page
57045	Locator® retention insert (transparent)	89
57046	Locator® retention insert (pink)	89
57047	Locator® retention insert (blue)	89
57048	Locator® retention insert (green)	89
57049	Locator® retention insert (red)	89
57050	Locator® impression coping	88
57053	Locator® instrument (3-piece)	89
57055	Ball attachment Mini, L4	129
57056	Tissue punch, S 3.25-3.75 / RI / RS / RSX 3.75	48, 51, 54
57057	Tissue punch, S / RI / RS / RSX 4.1	48, 51, 54
57058	Tissue punch, S / RI / RS / RSX 4.5	48, 51, 54
57059	Tissue punch, S / RI / RS / RSX 5.5	48, 51, 54
57060	Sub-Tec CAD Positioner, (S / RI / RS / RSX-Line)	70, 99
57085	Ball attachment Mini laboratory set	85, 115, 129
57086	PRECI-CLIX female part, yellow	85, 115, 129
57087	PRECI-CLIX female part, white	85, 115, 129
57088	PRECI-CLIX female part, red	85, 115, 129
57089	PRECI-CLIX attachment analog	85, 115, 129
57090	PRECI-CLIX insertion tool	85, 115, 129
57095	BEGO Semados® Mini implant large scale model	136
57100	Depth drill 2.5, short (S-Line)	48
57101	Depth drill 2.5, long (S-Line)	48
57102	Depth drill S 3.25, short	49
57103	Depth drill S 3.25, long	49
57104	Depth drill S 3.75-5.5, short	49
57105	Depth drill S 3.75-5.5, long	49
57106	Depth drill S 4.1-5.5, short	49
57107	Depth drill S 4.1-5.5, long	49
57108	Depth drill S 4.5-5.5, short	49
57109	Depth drill S 4.5-5.5, long	49
57110	Depth drill S 5.5, short	49
57115	Assortment set Sub-Tec ^{Plus}	74
57116	Sub-Tec ^{Plus} titanium abutment, GH 1-2, S 3.25-3.75 / RI 3.75	75
57117	Sub-Tec ^{Plus} titanium abutment, GH 2.5-4, S 3.25-3.75 / RI 3.75	75
57120	Sub-Tec ^{Plus} titanium abutment, GH 1-2, S / RI 4.1	75
57121	Sub-Tec ^{Plus} titanium abutment, GH 2.5-4, S / RI 4.1	75
57124	Sub-Tec ^{Plus} titanium abutment, GH 1-2, S / RI 4.5	75
57125	Sub-Tec ^{Plus} titanium abutment, GH 2.5-4, S / RI 4.5	75
57128	Sub-Tec ^{Plus} titanium abutment, GH 1-2, S / RI 5.5	75
57129	Sub-Tec ^{Plus} titanium abutment, GH 2.5-4, S / RI 5.5	75

List of manufacturers' registered trademarks, see page 138

PRODUCTS SORTED ACCORDING TO ARTICLE NUMBERS

Art. No.	Article	page	Art. No.	Article	page
57132	Sub-Tec ^{Plus} titanium angulated abutment, 15° P GH 1-2, S 3.25-3.75 / RI 3.75	74	57154	Sub-Tec ^{Plus} titanium angulated abutment, 20° E GH 1-2, S / RI 4.1	75
57133	Sub-Tec ^{Plus} titanium angulated abutment, 15° P GH 2.5-4, S 3.25-3.75 / RI 3.75	74	57155	Sub-Tec ^{Plus} titanium angulated abutment, 20° E GH 2.5-4, S / RI 4.1	75
57134	Sub-Tec ^{Plus} titanium angulated abutment, 15° E GH 1-2, S 3.25-3.75 / RI 3.75	74	57156	Sub-Tec ^{Plus} titanium angulated abutment, 20° P GH 1-2, S / RI 4.5	75
57135	Sub-Tec ^{Plus} titanium angulated abutment, 15° E GH 2.5-4, S 3.25-3.75 / RI 3.75	74	57157	Sub-Tec ^{Plus} titanium angulated abutment, 20° P GH 2.5-4, S / RI 4.5	75
57136	Sub-Tec ^{Plus} titanium angulated abutment, 15° P GH 1-2, S / RI 4.1	74	57158	Sub-Tec ^{Plus} titanium angulated abutment, 20° E GH 1-2, S / RI 4.5	75
57137	Sub-Tec ^{Plus} titanium angulated abutment, 15° P GH 2.5-4, S / RI 4.1	74	57159	Sub-Tec ^{Plus} titanium angulated abutment, 20° E GH 2.5-4, S / RI 4.5	75
57138	Sub-Tec ^{Plus} titanium angulated abutment, 15° E GH 1-2, S / RI 4.1	74	57160	Sub-Tec ^{Plus} titanium angulated abutment, 20° P GH 1-2, S / RI 5.5	75
57139	Sub-Tec ^{Plus} titanium angulated abutment, 15° E GH 2.5-4, S / RI 4.1	74	57161	Sub-Tec ^{Plus} titanium angulated abutment, 20° P GH 2.5-4, S / RI 5.5	75
57140	Sub-Tec ^{Plus} titanium angulated abutment, 15° P GH 1-2, S / RI 4.5	74	57162	Sub-Tec ^{Plus} titanium angulated abutment, 20° E GH 1-2, S / RI 5.5	75
57141	Sub-Tec ^{Plus} titanium angulated abutment, 15° P GH 2.5-4, S / RI 4.5	74	57163	Sub-Tec ^{Plus} titanium angulated abutment, 20° E GH 2.5-4, S / RI 5.5	75
57142	Sub-Tec ^{Plus} titanium angulated abutment, 15° E GH 1-2, S / RI 4.5	74	57212	BEGO OSS, Particle size 0.5-1 mm, 0.5 ml	8
57143	Sub-Tec ^{Plus} titanium angulated abutment, 15° E GH 2.5-4, S / RI 4.5	74	57213	BEGO OSS, Particle size 0.5-1 mm, 1 ml	8
57144	Sub-Tec ^{Plus} titanium angulated abutment, 15° P GH 1-2, S / RI 5.5	74	57214	BEGO OSS, Particle size 0.5-1 mm, 3 ml	8
57145	Sub-Tec ^{Plus} titanium angulated abutment, 15° P GH 2.5-4, S / RI 5.5	74	57215	BEGO OSS, Particle size 1-2 mm, 2 ml	8
57146	Sub-Tec ^{Plus} titanium angulated abutment, 15° E GH 1-2, S / RI 5.5	74	57216	BEGO OSS, Particle size 1-2 mm, 5 ml	8
57147	Sub-Tec ^{Plus} titanium angulated abutment, 15° E GH 2.5-4, S / RI 5.5	74	57217	BEGO OSS S, Particle size 0.5-1 mm, 0.5 ml	8
57148	Sub-Tec ^{Plus} titanium angulated abutment, 20° P GH 1-2, S 3.25-3.75 / RI 3.75	75	57218	BEGO OSS S, Particle size 0.5-1 mm, 1 ml	8
57149	Sub-Tec ^{Plus} titanium angulated abutment, 20° P GH 2.5-4, S 3.25-3.75 / RI 3.75	75	57219	BEGO OSS S, Particle size 0.8-1.5 mm, 2 ml	8
57150	Sub-Tec ^{Plus} titanium angulated abutment, 20° E GH 1-2, S 3.25-3.75 / RI 3.75	75	57220	BEGO Collagen Fleece	8
57151	Sub-Tec ^{Plus} titanium angulated abutment, 20° E GH 2.5-4, S 3.25-3.75 / RI 3.75	75	57221	BEGO Collagen Membrane, 15 x 20 mm	8
57152	Sub-Tec ^{Plus} titanium angulated abutment, 20° P GH 1-2, S / RI 4.1	75	57222	BEGO Collagen Membrane, 20 x 30 mm	8
57153	Sub-Tec ^{Plus} titanium angulated abutment, 20° P GH 2.5-4, S / RI 4.1	75	57223	BEGO Collagen Membrane, 30 x 40 mm	8
			57224	Osseo ^{Plus} Transfer Tray	9
			57225	Osseo ^{Plus} Transfer Ablative V Ø 7.5	10
			57226	Osseo ^{Plus} Transfer Center Punch Ø 7.5	10
			57227	Osseo ^{Plus} Transfer Trepan (contra-angle), Ø 5.5	10
			57228	Osseo ^{Plus} Transfer Trepan (handpiece), Ø 5.5	10
			57229	Osseo ^{Plus} Transfer Trepan (contra-angle), Ø 6.5	10
			57230	Osseo ^{Plus} Transfer Trepan (handpiece), Ø 6.5	10
			57231	Osseo ^{Plus} Transfer Trepan (contra-angle), Ø 7.5	10
			57232	Osseo ^{Plus} Transfer Trepan (handpiece), Ø 7.5	10
			57233	Osseo ^{Plus} Transfer Drill Ø 1.2 L	10
			57234	Osseo ^{Plus} Transfer Drill Ø 1.6 XL	10
			57235	Osseo ^{Plus} Transfer Ablative H (contra-angle), Ø 5.5	10

PRODUCTS SORTED ACCORDING TO ARTICLE NUMBERS

Art. No.	Article	page	Art. No.	Article	page
57236	Osseo ^{Plus} Transfer Ablative H (handpiece), Ø 5.5	10	57304	Sub-Tec temporary titanium abutment S 3.25 -3.75 / RI 3.75	72
57237	Osseo ^{Plus} Transfer Ablative H (contra-angle), Ø 6.5	10	57305	Sub-Tec temporary titanium abutment, S / RI 4.1	72
57238	Osseo ^{Plus} Transfer Ablative H (handpiece), Ø 6.5	10	57306	Sub-Tec temporary titanium abutment, S / RI 4.5	72
57239	Osseo ^{Plus} Transfer Ablative H (contra-angle), Ø 7.5	10	57307	Sub-Tec temporary titanium abutment, S / RI 5.5	72
57240	Osseo ^{Plus} Transfer Ablative H (handpiece), Ø 7.5	10	57308	Pilot marker, short (S-Line)	48
57241	Osseo ^{Plus} Transfer Bone facer Ø 3.2	10	57309	Pilot marker, long (S-Line)	48
57242	Osseo ^{Plus} Transfer Disc Ø 10 L	10	57320	Gold cast-on Mini	128
57243	Osseo ^{Plus} Transfer Disc Ø 10 XL	10	57321	Prosthesis screw Mini, conical, for gold cast-on Mini	134
57245	Osseo ^{Plus} Transfer hand screwdriver	10	57322	Technician screw Mini, conical, for gold cast-on Mini	134
57246	Osseo ^{Plus} Transfer Insertion L	10	57323	Internal reamer for Gold cast-on Mini	128
57247	Osseo ^{Plus} Transfer Insertion XL	10	57324	Healing post, conical, S 3.25 -3.75 / RI 3.75	20, 24
57248	Osseo ^{Plus} Transfer screw Ø 1.5 L10	9	57328	Large scale model demonstration suitcase	136
57249	Osseo ^{Plus} Transfer screw Ø 1.5 L12	9	57330	CAD Positioner Mini	126
57250	Osseo ^{Plus} Transfer screw Ø 1.5 L14	9	57332	Screw tapper S 3.25	49
57252	Healing post Mini 2.7-3.1 L7	33	57333	Screw tapper S 3.75	49
57260	Insertion tool for implants, XS, with ratchet connection	60	57334	Screw tapper S 4.1	49
57265	Drill extension, one-piece, short (without internal cooling)	60	57335	Screw tapper S 4.5	49
57266	Hexagon screwdriver 1.25 mm, XS, with ratchet connection	64	57336	Screw tapper S 5.5	49
57285	Sub-Tec CAD/CAM titanium adhesive abutment, S 3.25-3.75 / RI 3.75	70	57339	Healing post, conical, S / RI 4,1	20, 24
57286	Sub-Tec CAD/CAM titanium adhesive abutment no Hex, S 3.25-3.75 / RI 3.75	70	57340	BEGO Semados® S-Line Tray ^{Plus}	48
57287	Sub-Tec CAD/CAM titanium adhesive abutment, S / RI 4.1	70	57345	Drill stop Tray ^{Plus} (S-Line)	50
57288	Sub-Tec CAD/CAM titanium adhesive abutment no Hex, S / RI 4.1	70	57347	Drill module S 5.5	48
57289	Sub-Tec CAD/CAM titanium adhesive abutment, S / RI 4.5	70	57350	Countersink S 3.25	49
57290	Sub-Tec CAD/CAM titanium adhesive abutment no Hex, S / RI 4.5	70	57351	Countersink S 3.75	49
57291	Sub-Tec CAD/CAM titanium adhesive abutment, S / RI 5.5	70	57352	Countersink S 4.1	49
57292	Sub-Tec CAD/CAM titanium adhesive abutment no Hex, S / RI 5.5	70	57353	Countersink S 4.5	49
57300	Sub-Tec temporary titanium abutment no Hex, S 3.25-3.75 / RI 3.75	72	57354	Countersink S 5.5	49
57301	Sub-Tec temporary titanium abutment no Hex, S / RI 4.1	72	57395	BEGO Guide master sleeves, Ø 4.2 (A), S / RS / RSX-Line, 10 units	40, 43
57302	Sub-Tec temporary titanium abutment no Hex, S / RI 4.5	72	57396	BEGO Guide master sleeves, Ø 4.2 (A), S / RS / RSX-Line, 25 units	40, 43
57303	Sub-Tec temporary titanium abutment no Hex, S / RI 5.5	72	57397	BEGO Guide master sleeves, Ø 4.7 (B), S / RS / RSX-Line, 10 units	40, 43
			57398	BEGO Guide master sleeves, Ø 4.7 (B), S / RS / RSX-Line, 25 units	40, 43
			57399	BEGO Guide S-Line Tray	40
			57400	BEGO Guide – pilot drill, short	46
			57401	BEGO Guide – pilot drill, long	46
			57402	Sub-Tec immediate temporary abutment, S 3.25-3.75 / RI 3.75	73

List of manufacturers' registered trademarks, see page 138

PRODUCTS SORTED ACCORDING TO ARTICLE NUMBERS

Art. No.	Article	page	Art. No.	Article	page
57403	Sub-Tec immediate temporary abutment, S / RI 4.1	73	57437	BEGO Guide depth drill Ø 3.65 L29 (Z5), S 4.1	41
57404	Sub-Tec immediate temporary abutment, S / RI 4.5	73	57438	BEGO Guide depth drill Ø 4.0 L18 (X6), S 4.5	41
57411	BEGO Guide Spoon, Ø 1.6 (A1), S-Line	40	57439	BEGO Guide depth drill Ø 4.0 L23.5 (Y6), S 4.5	41
57412	BEGO Guide Spoon, Ø 2.5 (A2), S-Line	40	57441	BEGO Guide depth drill Ø 4.0 L29 (Z6), S 4.5	41
57413	BEGO Guide Spoon, Ø 2.8 (A3), S 3.25	40	57442	BEGO Guide countersink, (3), S 3.25	41
57414	BEGO Guide Spoon, Ø 3.25 (A4), S 3.75	40	57443	BEGO Guide countersink, (4), S 3.75	41
57415	BEGO Guide Spoon, Ø 1.6 (B1), S-Line	40	57444	BEGO Guide countersink, (5), S 4.1	41
57416	BEGO Guide Spoon, Ø 2.5 (B2), S-Line	40	57445	BEGO Guide countersink, (6), S 4.5	41
57417	BEGO Guide Spoon, Ø 2.8 (B3), S 3.25	40	57446	BEGO Guide screw tapper, (3), S 3.25	42
57418	BEGO Guide Spoon, Ø 3.25 (B4), S 3.75	40	57447	BEGO Guide screw tapper, (4), S 3.75	42
57419	BEGO Guide Spoon, Ø 3.65 (B5), S 4.1	40	57448	BEGO Guide screw tapper, (5), S 4.1	42
57420	BEGO Guide Spoon, Ø 4.0 (B6), S 4.5	40	57449	BEGO Guide screw tapper, (6), S 4.5	42
57421	BEGO Guide tissue punch, Ø 4,2 (A), S 3.25-3.75 / RS / RSX 3.0-3.75	40, 43	57450	BEGO Guide Connector, Ø 4.2 (AX), S-Line	42
57422	BEGO Guide tissue punch, Ø 4.7 (B), S / RS / RSX 4.1-4.5	40, 43	57451	BEGO Guide Connector, Ø 4.2 (AY), S-Line	42
57423	BEGO Guide pilot drill Ø 1.6 L18 (X1), S-Line	41	57452	BEGO Guide Connector, Ø 4.2 (AZ), S-Line	42
57424	BEGO Guide pilot drill Ø 1.6 L23.5 (Y1), S-Line	41	57453	BEGO Guide Connector, Ø 4.7 (AX), S-Line	42
57425	BEGO Guide pilot drill Ø 1.6 L29 (Z1), S-Line	41	57454	BEGO Guide Connector, Ø 4.7 (AY), S-Line	42
57426	BEGO Guide depth drill Ø 2.5, L18 (X2), S-Line	41	57455	BEGO Guide Connector, Ø 4.7 (AZ), S-Line	42
57427	BEGO Guide depth drill Ø 2.5, L23.5 (Y2), S-Line	41	57456	BEGO Guide depth stop ring connector, Ø 4.2 (A), S / RS / RSX	42, 45
57428	BEGO Guide depth drill Ø 2.5, L29 (Z2), S-Line	41	57457	BEGO Guide depth stop ring connector, Ø 4.7 (B), S / RS / RSX	42, 45
57429	BEGO Guide depth drill Ø 2.8 L18 (X3), S 3.25	41	57458	BEGO Guide ratchet adapter for connector (S-Line)	42
57430	BEGO Guide depth drill Ø 2.8 L23.5 (Y3), S 3.25	41	57459	BEGO Guide centre drill, Ø 4,2 (A), S 3.25-3.75 / RS / RSX 3.0-3.75	41, 44
57431	BEGO Guide depth drill Ø 2.8 L29 (Z3), S 3.25	41	57463	BEGO Guide centre drill, Ø 4.7 (B), S / RS / RSX	41, 44
57432	BEGO Guide depth drill Ø 3.25 L18 (X4), S 3.75	41	57467	Bone profiler S 3.25-3.75 / RI / RS / RSX 3.75	59
57433	BEGO Guide depth drill Ø 3.25 L23.5 (Y4), S 3.75	41	57468	Bone profiler S / RI / RS / RSX 4.1	59
57434	BEGO Guide depth drill Ø 3.25 L29 (Z4), S 3.75	41	57469	Bone profiler S / RI / RS / RSX 4.5	59
57435	BEGO Guide depth drill Ø 3.65 L18 (X5), S 4.1	41	57470	Bone profiler S / RI / RS / RSX 5.5	59
57436	BEGO Guide depth drill Ø 3.65 L23.5 (Y5), S 4.1	41	57476	Drill stops depth drill RS / RSX 2.5	56
			57477	Drill stops RS / RSX 3.0	56
			57478	Drill stops RS / RSX 3.75	56
			57479	Drill stops RS / RSX 4.1-4.5	56
			57480	Drill stops RS / RSX 5.5	56
			57481	Pilot marker RS / RSX-Line 1.6, short	54
			57482	Pilot marker RS / RSX-Line 1.6, long	54
			57483	Drill stop Tray ^{Plus} RS / RSX-Line	56

PRODUCTS SORTED ACCORDING TO ARTICLE NUMBERS

Art. No.	Article	page	Art. No.	Article	page
57484	DD D1, RS / RSX 3.0 (depth drill)	55	57524	Multi ^{Plus} analog, 1 unit	82, 112
57485	DD D1, RS / RSX 3.75 (depth drill)	55	57525	Multi ^{Plus} analogs, 4 units	82, 112
57486	DD D1, RS / RSX 4.1 (depth drill)	55	57526	Multi ^{Plus} titanium abutment	83, 113
57487	DD D1, RS / RSX 4.5 (depth drill)	55	57527	Multi ^{Plus} gold cast-on	83, 113
57488	DD D1, RS / RSX 5.5 (depth drill)	55	57529	CAD Positioner Multi ^{Plus}	81, 111
57494	Sub-Tec provisional PEEK abutment, S 3.25-3.75 / RI 3.75	72	57530	Multi ^{Plus} adjustment supporter 20°	78, 108
57495	Sub-Tec provisional PEEK abutment, S / RI 4.1-4.5	72	57531	Multi ^{Plus} adjustment supporter 30°	78, 108
57500	BEGO Semados® implant S 3.25 L8.5	18	57532	Multi ^{Plus} insertion splint	78, 108
57501	BEGO Semados® implant S 3.25 L10	18	57533	Insertion tool for Multi ^{Plus} abutment 0°	78, 108
57502	BEGO Semados® implant S 3.25 L11.5	18	57534	Secondary screw Multi ^{Plus} (M1.4)	93, 121
57503	BEGO Semados® implant S 3.25 L13	18	57535	Prosthesis screw Multi ^{Plus} (M1.8)	93, 121
57504	BEGO Semados® implant S 3.25 L15	18	57536	Technician screw Multi ^{Plus} (M1.4)	92, 120
57505	Sub-Tec Multi ^{Plus} abutment 0°, GH 1, S 3.25-3.75 / RI 3.75	78	57537	Multi ^{Plus} protection analog	82, 112
57506	Sub-Tec Multi ^{Plus} abutment 0°, GH 1, S / RI 4.1	78	57538	Multi ^{Plus} Universal	83, 113
57507	Sub-Tec Multi ^{Plus} abutment 0°, GH 1, S / RI 4.5	78	57539	External reamer for Multi ^{Plus}	83, 113
57508	Sub-Tec Multi ^{Plus} abutment 0°, GH 3, S 3.25-3.75 / RI 3.75	78	57540	Internal reamer for Multi ^{Plus}	83, 113
57509	Sub-Tec Multi ^{Plus} abutment 0°, GH 3, S / RI 4.1	78	57541	Multi ^{Plus} bone shaper, S / RI 3.75	78
57510	Sub-Tec Multi ^{Plus} abutment 0°, GH 3, S / RI 4.5	78	57542	Multi ^{Plus} bone shaper, S / RI 4.1	78
57511	Sub-Tec Multi ^{Plus} abutment 20°, GH 2.3-0.6, S 3.25-3.75 / RI 3.75	79	57543	Multi ^{Plus} bone shaper, S / RI 4.5	78
57512	Sub-Tec Multi ^{Plus} abutment 20°, GH 2.3-0.6, S / RI 4.1	79	57551	Multi ^{Plus} bone shaper, S 3.25	78
57513	Sub-Tec Multi ^{Plus} abutment 20°, GH 2.3-0.6, S / RI 4.5	79	57554	Multi ^{Plus} closed tray impression, long	82, 112
57514	Sub-Tec Multi ^{Plus} abutment 20°, GH 4.0-2.3, S 3.25-3.75 / RI 3.75	79	57573	DOLDER® bar female part, palladium	90, 118, 131
57515	Sub-Tec Multi ^{Plus} abutment 20°, GH 4.0-2.3, S / RI 4.1	79	57575	Osseo ^{Plus} Transfer screw Ø 1.5 L6	9
57516	Sub-Tec Multi ^{Plus} abutment 20°, GH 4.0-2.3, S / RI 4.5	79	57576	Osseo ^{Plus} Transfer screw Ø 1.5 L8	9
57517	Sub-Tec Multi ^{Plus} abutment 30°, GH 4.0-1.5, S 3.25-3.75 / RI 3.75	79	57581	Pilot marker RI-Line 2.5, short	51
57518	Sub-Tec Multi ^{Plus} abutment 30°, GH 4.0-1.5, S / RI 4.1	79	57582	Pilot marker RI-Line 2.5, long	51
57519	Sub-Tec Multi ^{Plus} abutment 30°, GH 4.0-1.5, S / RI 4.5	79	57583	Depth drill RI-Line 3.2, short	51
57520	Multi ^{Plus} healing post	79, 109	57584	Depth drill RI-Line 3.2, long	51
57521	Multi ^{Plus} healing post mushroom	79, 109	57585	Depth drill RI 3.75, short	52
57522	Multi ^{Plus} closed tray impression, short	82, 112	57586	Depth drill RI 3.75, long	52
57523	Multi ^{Plus} open tray impression	82, 112	57587	Depth drill RI 4.1, short	52
			57588	Depth drill RI 4.1, long	52
			57589	Depth drill RI 4.5, short	52
			57590	Depth drill RI 4.5, long	52
			57591	Depth drill RI 5.5, short	52
			57592	Countersink RI 3.75	52
			57593	Countersink RI 4.1	52
			57594	Countersink RI 4.5	52
			57595	Countersink RI 5.5	52
			57596	Drill sleeves for pilot marker RI 2.5	16
			57597	Drill sleeves for depth drill RI 3.2	16
			57598	Paralleling post RI-Line for pilot marker RI 2.5 / depth drill RI 3.2	60
			57601	BEGO Semados® implant S 3.75 L8.5	18

List of manufacturers' registered trademarks, see page 138

PRODUCTS SORTED ACCORDING TO ARTICLE NUMBERS

Art. No.	Article	page	Art. No.	Article	page
57602	BEGO Semados® implant S 3.75 L10	18	57669	PI stabilizer	37
57603	BEGO Semados® implant S 3.75 L11.5	18	57670	BEGO Semados® PI Tray	36
57604	BEGO Semados® implant S 3.75 L13	18	57671	PI analog, 1 unit	36
57605	BEGO Semados® implant S 3.75 L15	18	57672	Radiographic template, PI-Line	16
57607	Drill stops, depth drill RI 3.2	53	57673	BEGO Semados® provisional implant (PI), 10 units	36
57608	Drill stops, RI 3.75-4.1	53	57674	PI multifunctional cap, 5 units	36
57609	Drill stops, RI 4.5-5.5	53	57675	PI analog, 5 units	36
57610	Drill stop Tray ^{Plus} RI-Line	53	57680	BeCe® Sub-Tec ^{Plus} ceramic abutment, S 3.25-3.75 / RI 3.75	73
57612	BEGO Semados® RI-Line Tray ^{Plus}	51	57681	BeCe® Sub-Tec ^{Plus} ceramic abutment, S / RI 4.1	73
57613	Drill module RI 5.5	51	57682	BeCe® Sub-Tec ^{Plus} ceramic abutment, S / RI 4.5	73
57615	Threadformer RI 3.75	52	57683	BeCe® Sub-Tec ^{Plus} ceramic abutment, S / RI 5.5	73
57616	Threadformer RI 4.1	52	57685	Holder BeCe® Sub- Tec ^{Plus}	73
57617	Threadformer RI 4.5	52	57686	BEGO Guide Sp, Ø 2.0 (A1), RS / RSX (Reduction sleeve for guided surgery)	43
57618	Threadformer RI 5.5	52	57688	BEGO Guide Sp, Ø 2.8 (A3), RS / RSX 3.0 (Reduction sleeve for guided surgery)	43
57619	Screw tapper RI 3.75	52	57689	BEGO Guide Sp, Ø 3.4 (A4), RS / RSX 3.75 (Reduction sleeve for guided surgery)	43
57620	Screw tapper RI 4.1	52	57690	BEGO Guide Sp, Ø 2.0 (B1), RS / RSX (Reduction sleeve for guided surgery)	43
57621	Screw tapper RI 4.5	52	57691	BEGO Guide Sp, Ø 2.5 (B2), RS / RSX (Reduction sleeve for guided surgery)	43
57622	Screw tapper RI 5.5	52	57692	BEGO Guide Sp, Ø 2.8 (B3), RS / RSX 3.0 (Reduction sleeve for guided surgery)	43
57623	Easy-Con Mini, L1.5	132	57693	BEGO Guide Sp, Ø 3.4 (B4), RS / RSX 3.75 (Reduction sleeve for guided surgery)	43
57624	Easy-Con Mini, L2.5	132	57694	BEGO Guide Sp, Ø 3.8 (B5), RS / RSX 4.1 (Reduction sleeve for guided surgery)	43
57625	Easy-Con Mini, L3.5	132	57695	BEGO Guide Sp, Ø 4.1 (B6), RS / RSX 4.5 (Reduction sleeve for guided surgery)	43
57631	Sub-Tec ball attachment, GH 0, S 3.25-3.75 / RI 3.75	84	57696	BEGO Guide PD, Ø 2.0 L18 (X1), RS / RSX (Pilot drill for guided surgery)	44
57632	Sub-Tec ball attachment, GH 0, S / RI 4.1-4.5	84	57697	BEGO Guide PD, Ø 2.0 L23.5 (Y1), RS / RSX (Pilot drill for guided surgery)	44
57633	Sub-Tec ball attachment, GH 3, S 3.25-3.75 / RI 3.75	84	57698	BEGO Guide PD, Ø 2.0 L29 (Z1), RS / RSX (Pilot drill for guided surgery)	44
57634	Sub-Tec ball attachment, GH 3, S / RI 4.1-4.5	84	57699	BEGO Semados® RSX demonstration implant Ø 3.0	137
57635	Sub-Tec ball attachment, GH 5, S 3.25-3.75 RI 3.75	84	57700	BEGO Semados® implant S 4.5 L7	18
57636	Sub-Tec ball attachment, GH 5, S / RI 4.1-4.5	84	57701	BEGO Semados® implant S 4.5 L8.5	18
57656	Sub-Tec CAD/CAM TiBase L, S 3.25 -3.75 / RI 3.75	70	57702	BEGO Semados® implant S 4.5 L10	18
57657	Sub-Tec CAD/CAM TiBase L, S / RI 4.1	70	57703	BEGO Semados® implant S 4.5 L11.5	18
57658	Sub-Tec CAD/CAM TiBase L, S / RI 4.5	70	57704	BEGO Semados® implant S 4.5 L13	18
57659	Sub-Tec CAD/CAM TiBase L, S / RI 5.5	70			
57660	BEGO Semados® provisional implant (PI), 1 unit	36			
57661	PI multifunctional cap, 1 unit	36			
57662	PI protection cap	36			
57663	PI paralleling post	37			
57664	PI depth drill	37			
57665	PI insertion tool	37			
57666	PI removal tool	37			
57667	PI bending instrument	37			
57668	PI ratchet	37			

PRODUCTS SORTED ACCORDING TO ARTICLE NUMBERS

Art. No.	Article	page	Art. No.	Article	page
57705	BEGO Semados® implant S 4.5 L15	18	57737	BEGO Guide DD, Ø 4.1 L29 (Z6), RS / RSX 4.5 (Depth drill for guided surgery)	44
57708	BEGO Semados® implant RI 3.75 L8.5	22	57738	BEGO Semados® implant RI 5.5 L8.5	22
57709	BEGO Semados® implant RI 3.75 L10	22	57739	BEGO Semados® implant RI 5.5 L10	22
57710	BEGO Semados® implant RI 3.75 L11.5	22	57740	BEGO Semados® implant RI 5.5 L11.5	22
57711	BEGO Semados® implant RI 3.75 L13	22	57741	BEGO Semados® implant RI 5.5 L13	22
57712	BEGO Semados® implant RI 3.75 L15	22	57743	Sub-Tec Easy-Con abutment, S / RI 3.75-4.1, L1	86
57713	BEGO Guide DD, Ø 2.5 L18 (X2), RS / RSX (Depth drill for guided surgery)	44	57744	Sub-Tec Easy-Con abutment, S / RI 3.75-4.1, L2	86
57714	BEGO Guide DD, Ø 2.5 L23.5 (Y2), RS / RSX (Depth drill for guided surgery)	44	57745	Sub-Tec Easy-Con abutment, S / RI 3.75-4.1, L3	86
57715	BEGO Guide DD, Ø 2.5 L29 (Z2), RS / RSX (Depth drill for guided surgery)	44	57746	Sub-Tec Easy-Con abutment, S / RI 3.75-4.1, L4	86
57716	BEGO Guide DD, Ø 2.8 L18 (X3), RS / RSX 3.0 (Depth drill for guided surgery)	44	57747	Sub-Tec Easy-Con abutment, S / RI 4.5, L1	86
57717	BEGO Guide DD, Ø 2.8 L23.5 (Y3), RS / RSX 3.0	44	57748	Sub-Tec Easy-Con abutment, S / RI 4.5, L2	86
57718	BEGO Semados® implant RI 4.1 L8.5	22	57749	Sub-Tec Easy-Con abutment, S / RI 4.5, L3	86
57719	BEGO Semados® implant RI 4.1 L10	22	57750	Sub-Tec Easy-Con abutment, S / RI 4.5, L4	86
57720	BEGO Semados® implant RI 4.1 L11.5	22	57751	Easy-Con impression coping	86, 116, 132
57721	BEGO Semados® implant RI 4.1 L13	22	57752	Easy-Con laboratory set	87, 117, 133
57722	BEGO Semados® implant RI 4.1 L15	22	57753	Easy-Con instrument	87, 117, 133
57723	BEGO Guide DD, Ø 2.8 L29 (Z3), RS / RSX 3.0 (Depth drill for guided surgery)	44	57754	Easy-Con production insert (black)	87, 117, 133
57724	BEGO Guide DD, Ø 3.4 L18 (X4), RS / RSX 3.75 (Depth drill for guided surgery)	44	57755	Easy-Con retention insert (blue)	87, 117, 133
57725	BEGO Guide DD, Ø 3.4 L23.5 (Y4), RS / RSX 3.75 (Depth drill for guided surgery)	44	57756	Easy-Con retention insert (pink)	87, 117, 133
57726	BEGO Guide DD, Ø 3.4 L29 (Z4), RS / RSX 3.75 (Depth drill for guided surgery)	44	57757	Easy-Con retention insert (transparent)	87, 117, 133
57727	BEGO Guide DD, Ø 3.8 L18 (X5), RS / RSX 4.1 (Depth drill for guided surgery)	44	57758	Easy-Con retention insert (red)	87, 117, 133
57728	BEGO Semados® implant RI 4.5 L8.5	22	57759	Easy-Con retention insert (green)	87, 117, 133
57729	BEGO Semados® implant RI 4.5 L10	22	57760	Easy-Con analog	86, 116, 132
57730	BEGO Semados® implant RI 4.5 L11.5	22	57764	PS HP, Ø 3.0 mm L3, RS / RSX 3.0 (Healing post Platform Switch)	29
57731	BEGO Semados® implant RI 4.5 L13	22	57765	PS HP, Ø 3.0 mm L5, RS / RSX 3.0 (Healing post Platform Switch)	29
57732	BEGO Semados® implant RI 4.5 L15	22	57766	PS HP, Ø 3.0 mm L7, RS / RSX 3.0 (Healing post Platform Switch)	29
57733	BEGO Guide DD, Ø 3.8 L23.5 (Y5), RS / RSX 4.1 (Depth drill for guided surgery)	44	57767	PS HP, Ø 4.0 mm L3, RS / RSX 3.0 (Healing post Platform Switch)	29
57734	BEGO Guide DD, Ø 3.8 L29 (Z5), RS / RSX 4.1 (Depth drill for guided surgery)	44	57768	PS HP, Ø 4.0 mm L5, RS / RSX 3.0 (Healing post Platform Switch)	29
57735	BEGO Guide DD, Ø 4.1 L18 (X6), RS / RSX 4.5 (Depth drill for guided surgery)	44	57769	PS HP, Ø 4.0 mm L7, RS / RSX 3.0 (Healing post Platform Switch)	29
57736	BEGO Guide DD, Ø 4.1 L23.5 (Y6), RS / RSX 4.5 (Depth drill for guided surgery)	44	57773	PS CTI, RS / RSX 3.0 (Impression set (closed tray) Platform Switch)	100
			57774	PS OTI, RS / RSX 3.0 (Impression set (open tray) Platform Switch)	100
			57776	PS TIA, RS / RSX 3.0 (Solid abutment titanium Platform Switch)	101
			57778	PS ITA, RS / RSX 3.0 (Provisional abutment Platform Switch)	101

List of manufacturers' registered trademarks, see page 138

PRODUCTS SORTED ACCORDING TO ARTICLE NUMBERS

Art. No.	Article	page	Art. No.	Article	page
57779	PS CADP, RS / RSX 3.0 (CAD Positioner Platform Switch)	98	57814	PS HP, Ø 6.5 mm L5, RS / RSX 5.5 (Healing post Platform Switch)	29
57781	PS TiB, RS / RSX 3.0 (Adhesive abutment Platform Switch)	98	57815	PS HPW, Ø 5.5 L3, RS / RSX 3.75 (Healing post Platform Switch)	30
57782	Pscrew (Prosthesis screw)	121	57816	PS HPW, Ø 6.0 L3, RS / RSX 4.1 (Healing post Platform Switch)	30
57783	Tscrew (Technician screw)	120	57817	PS HPW, Ø 6.5 L3, RS / RSX 4.5 (Healing post Platform Switch)	30
57784	Pscrew (Prosthesis screw, for CAD Positioner Platform Switch)	121	57818	PS HPW, Ø 7.0 L3, RS / RSX 5.5 (Healing post Platform Switch)	30
57796	PS IMPA, RS / RSX 3.0 (Implant analog Platform Switch)	100	57819	PS IMPA, RS / RSX 3.75 (Implant analog Platform Switch)	100
57797	PS TiAA, 15° P GH 2.5-4, RS / RSX 3.0 (Solid abutment titanium Platform Switch)	101	57820	PS IMPA, RS / RSX 4.1 (Implant analog Platform Switch)	100
57798	PS TiAA, 15° E GH 2.5-4, RS / RSX 3.0 (Solid abutment titanium Platform Switch)	101	57821	PS IMPA, RS / RSX 4.5 (Implant analog Platform Switch)	100
57799	PS CTI, RS / RSX 3.75 (Impression set (closed tray) Platform Switch)	100	57822	PS IMPA, RS / RSX 5.5 (Implant analog Platform Switch)	100
57800	PS CTI, RS / RSX 4.1 (Impression set (closed tray) Platform Switch)	100	57823	PS TiB, RS / RSX 3.75 (Adhesive abutment Platform Switch)	99
57801	PS CTI, RS / RSX 4.5 (Impression set (closed tray) Platform Switch)	100	57824	PS TiB, RS / RSX 4.1 (Adhesive abutment Platform Switch)	99
57802	PS CTI, RS / RSX 5.5 (Impression set (closed tray) Platform Switch)	100	57825	PS TiB, RS / RSX 4.5 (Adhesive abutment Platform Switch)	99
57803	PS OTI, RS / RSX 3.75 (Impression set (open tray) Platform Switch)	100	57826	PS TiB, RS / RSX 5.5 (Adhesive abutment Platform Switch)	99
57804	PS OTI, RS / RSX 4.1 (Impression set (open tray) Platform Switch)	100	57827	PS TiB NH, RS / RSX 3.75 (Adhesive abutment no Hex Platform Switch)	99
57805	PS OTI, RS / RSX 4.5 (Impression set (open tray) Platform Switch)	100	57828	PS TiB NH, RS / RSX 4.1 (Adhesive abutment no Hex Platform Switch)	99
57806	PS OTI, RS / RSX 5.5 (Impression set (open tray) Platform Switch)	100	57829	PS TiB NH, RS / RSX 4.5 (Adhesive abutment no Hex Platform Switch)	99
57807	PS HP, Ø 4.5 mm L3, RS / RSX 3.75 (Healing post Platform Switch)	29	57830	PS TiB NH, RS / RSX 5.5 (Adhesive abutment no Hex Platform Switch)	99
57808	PS HP, Ø 4.5 mm L5, RS / RSX 3.75 (Healing post Platform Switch)	29	57831	PS UNI, RS / RSX 3.75 (Universal abutment Platform Switch)	106
57809	PS HP, Ø 5.0 mm L3, RS / RSX 4.1 (Healing post Platform Switch)	29	57832	PS UNI, RS / RSX 4.1 (Universal abutment Platform Switch)	106
57810	PS HP, Ø 5.0 mm L5, RS / RSX 4.1 (Healing post Platform Switch)	29	57833	PS UNI, RS / RSX 4.5 (Universal abutment Platform Switch)	106
57811	PS HP, Ø 5.5 mm L3, RS / RSX 4.5 (Healing post Platform Switch)	29	57834	PS UNI, RS / RSX 5.5 (Universal abutment Platform Switch)	106
57812	PS HP, Ø 5.5 mm L5, RS / RSX 4.5 (Healing post Platform Switch)	29	57835	PS UNI NH, RS / RSX 3.75 (Universal abutment no Hex Platform Switch)	106
57813	PS HP, Ø 6.5 mm L3, RS / RSX 5.5 (Healing post Platform Switch)	29			

PRODUCTS SORTED ACCORDING TO ARTICLE NUMBERS

Art. No.	Article	page	Art. No.	Article	page
57836	PS UNI NH, RS / RSX 4.1 (Universal abutment no Hex Platform Switch)	106	57862	BEGO Semados® implant RSX 3.0 L10	27
57837	PS UNI NH, RS / RSX 4.5 (Universal abutment no Hex Platform Switch)	106	57863	BEGO Semados® implant RSX 3.0 L11.5	27
57838	PS UNI NH, RS / RSX 5.5 (Universal abutment no Hex Platform Switch)	106	57864	BEGO Semados® implant RSX 3.0 L13	27
57840	BEGO Semados® implant S 4.1 L7	18	57865	BEGO Semados® implant RSX 3.0 L15	27
57841	BEGO Semados® implant S 4.1 L8.5	18	57866	BEGO Semados® implant RSX 3.75 L8.5	27
57842	BEGO Semados® implant S 4.1 L10	18	57867	BEGO Semados® implant RSX 3.75 L10	27
57843	BEGO Semados® implant S 4.1 L11.5	18	57868	BEGO Semados® implant RSX 3.75 L11.5	27
57844	BEGO Semados® implant S 4.1 L13	18	57869	BEGO Semados® implant RSX 3.75 L13	27
57845	BEGO Semados® implant S 4.1 L15	18	57870	BEGO Semados® implant RSX 3.75 L15	27
57846	PS TiA, GH 1-2, RS / RSX 3.75 (Solid abutment titanium Platform Switch)	104	57871	BEGO Semados® implant RSX 4.1 L7	27
57847	PS TiA, GH 2.5-4, RS / RSX 3.75 (Solid abutment titanium Platform Switch)	104	57872	BEGO Semados® implant RSX 4.1 L8.5	27
57848	PS TiA, GH 1-2, RS / RSX 4.1 (Solid abutment titanium Platform Switch)	104	57873	BEGO Semados® implant RSX 4.1 L10	27
57849	PS TiA, GH 2.5-4, RS / RSX 4.1 (Solid abutment titanium Platform Switch)	104	57874	BEGO Semados® implant RSX 4.1 L11.5	27
57850	PS TiA, GH 1-2, RS / RSX 4.5 (Solid abutment titanium Platform Switch)	104	57875	BEGO Semados® implant RSX 4.1 L13	27
57851	PS TiA, GH 2.5-4, RS / RSX 4.5 (Solid abutment titanium Platform Switch)	104	57876	BEGO Semados® implant RSX 4.1 L15	27
57852	PS TiA, GH 1-2, RS / RSX 5.5 (Solid abutment titanium Platform Switch)	104	57877	BEGO Semados® implant RSX 4.5 L7	27
57853	PS TiA, GH 2.5-4, RS / RSX 5.5 (Solid abutment titanium Platform Switch)	104	57878	BEGO Semados® implant RSX 4.5 L8.5	27
57854	PS TTiA, RS / RSX 3.75 (Provisional abutment Platform Switch)	102	57879	BEGO Semados® implant RSX 4.5 L10	27
57855	PS TTiA, RS / RSX 4.1 (Provisional abutment Platform Switch)	102	57880	BEGO Semados® implant RSX 4.5 L11.5	27
57856	PS TTiA, RS / RSX 4.5 (Provisional abutment Platform Switch)	102	57881	BEGO Semados® implant RSX 4.5 L13	27
57857	PS TTiA, RS / RSX 5.5 (Provisional abutment Platform Switch)	102	57882	BEGO Semados® implant RSX 4.5 L15	27
57858	PS TTiA NH, RS / RSX 3.75 (Provisional abutment no Hex Platform Switch)	102	57883	BEGO Semados® implant RSX 5.5 L7	27
57859	PS TTiA NH, RS / RSX 4.1 (Provisional abutment no Hex Platform Switch)	102	57884	BEGO Semados® implant RSX 5.5 L8.5	27
57860	PS TTiA NH, RS / RSX 4.5 (Provisional abutment no Hex Platform Switch)	102	57885	BEGO Semados® implant RSX 5.5 L10	27
57861	PS TTiA NH, RS / RSX 5.5 (Provisional abutment no Hex Platform Switch)	102	57886	BEGO Semados® implant RSX 5.5 L11.5	27
			57887	BEGO Semados® implant RSX 5.5 L13	27
			57889	PS TiAA, 15° P GH 1-2, RS / RSX 3.75 (Solid abutment titanium Platform Switch)	104
			57890	PS TiAA, 15° P GH 2.5-4, RS / RSX 3.75 (Solid abutment titanium Platform Switch)	104
			57891	PS TiAA, 15° E GH 1-2, RS / RSX 3.75 (Solid abutment titanium Platform Switch)	104
			57892	PS TiAA, 15° E GH 2.5-4, RS / RSX 3.75 (Solid abutment titanium Platform Switch)	104
			57893	PS TiAA, 15° P GH 1-2, RS / RSX 4.1 (Solid abutment titanium Platform Switch)	104
			57894	PS TiAA, 15° P GH 2.5-4, RS / RSX 4.1 (Solid abutment titanium Platform Switch)	104
			57895	PS TiAA, 15° E GH 1-2, RS / RSX 4.1 (Solid abutment titanium Platform Switch)	104
			57896	PS TiAA, 15° E GH 2.5-4, RS / RSX 4.1 (Solid abutment titanium Platform Switch)	104
			57897	PS TiAA, 15° P GH 1-2, RS / RSX 4.5 (Solid abutment titanium Platform Switch)	104

List of manufacturers' registered trademarks, see page 138

PRODUCTS SORTED ACCORDING TO ARTICLE NUMBERS

Art. No.	Article	page			page	
57898	PS TiAA, 15° P GH 2.5-4, RS / RSX 4.5 (Solid abutment titanium Platform Switch)	104		57922	PS TiAA, 20° P GH 2.5-4, RS / RSX 5.5 (Solid abutment titanium Platform Switch)	105
57899	PS TiAA, 15° E GH 1-2, RS / RSX 4.5 (Solid abutment titanium Platform Switch)	104		57923	PS TiAA, 20° E GH 1-2, RS / RSX 5.5 (Solid abutment titanium Platform Switch)	105
57900	PS TiAA, 15° E GH 2.5-4, RS / RSX 4.5 (Solid abutment titanium Platform Switch)	104		57924	PS TiAA, 20° E GH 2.5-4, RS / RSX 5.5 (Solid abutment titanium Platform Switch)	105
57901	BEGO Semados® implant S 5.5 L8.5	18		57926	Depth drill RS / RSX-Line 2.5, short	54
57902	BEGO Semados® implant S 5.5 L10	18		57927	Depth drill RS / RSX-Line 2.5, long	54
57903	BEGO Semados® implant S 5.5 L11.5	18		57928	Depth drill RS / RSX 3.0, short	55
57904	BEGO Semados® implant S 5.5 L13	18		57929	Depth drill RS / RSX 3.0, long	55
57905	PS TiAA, 15° P GH 1-2, RS / RSX 5.5 (Solid abutment titanium Platform Switch)	104		57930	Depth drill RS / RSX 3.75, short	55
57906	PS TiAA, 15° P GH 2.5-4, RS / RSX 5.5 (Solid abutment titanium Platform Switch)	104		57931	Depth drill RS / RSX 3.75, long	55
57907	PS TiAA, 15° E GH 1-2, RS / RSX 5.5 (Solid abutment titanium Platform Switch)	104		57932	Depth drill RS / RSX 4.1, short	55
57908	PS TiAA, 15° E GH 2.5-4, RS / RSX 5.5 (Solid abutment titanium Platform Switch)	104		57933	Depth drill RS / RSX 4.1, long	55
57909	PS TiAA, 20° P GH 1-2, RS / RSX 3.75 (Solid abutment titanium Platform Switch)	105		57934	Depth drill RS / RSX 4.5, short	55
57910	PS TiAA, 20° P GH 2.5-4, RS / RSX 3.75 (Solid abutment titanium Platform Switch)	105		57935	Depth drill RS / RSX 4.5, long	55
57911	PS TiAA, 20° E GH 1-2, RS / RSX 3.75 (Solid abutment titanium Platform Switch)	105		57936	Depth drill RS / RSX 5.5, short	55
57912	PS TiAA, 20° E GH 2.5-4, RS / RSX 3.75 (Solid abutment titanium Platform Switch)	105		57937	Countersink RS / RSX 3.0	55
57913	PS TiAA, 20° P GH 1-2, RS / RSX 4.1 (Solid abutment titanium Platform Switch)	105		57938	Countersink RS / RSX 3.75	55
57914	PS TiAA, 20° P GH 2.5-4, RS / RSX 4.1 (Solid abutment titanium Platform Switch)	105		57939	Countersink RS / RSX 4.1	55
57915	PS TiAA, 20° E GH 1-2, RS / RSX 4.1 (Solid abutment titanium Platform Switch)	105		57940	Countersink RS / RSX 4.5	55
57916	PS TiAA, 20° E GH 2.5-4, RS / RSX 4.1 (Solid abutment titanium Platform Switch)	105		57941	Countersink RS / RSX 5.5	55
57917	PS TiAA, 20° P GH 1-2, RS / RSX 4.5 (Solid abutment titanium Platform Switch)	105		57943	Screw tapper RS / RSX 3.0	56
57918	PS TiAA, 20° P GH 2.5-4, RS / RSX 4.5 (Solid abutment titanium Platform Switch)	105		57944	Screw tapper RS / RSX 3.75	56
57919	PS TiAA, 20° E GH 1-2, RS / RSX 4.5 (Solid abutment titanium Platform Switch)	105		57945	Screw tapper RS / RSX 4.1	56
57920	PS TiAA, 20° E GH 2.5-4, RS / RSX 4.5 (Solid abutment titanium Platform Switch)	105		57946	Screw tapper RS / RSX 4.5	56
57921	PS TiAA, 20° P GH 1-2, RS / RSX 5.5 (Solid abutment titanium Platform Switch)	105		57947	Screw tapper RS / RSX 5.5	56
				57948	Drill module RS / RSX 5.5	54
				57949	BEGO Semados® RS / RSX-Line Tray ^{Plus}	54
				57950	Implant cover screw RS / RSX 3.0	28
				57951	Implant cover screw RS / RSX 3.75	28
				57952	Implant cover screw RS / RSX 4.1	28
				57953	Implant cover screw RS / RSX 4.5	28
				57954	Implant cover screw RS / RSX 5.5	28
				57955	Depth gauge, RS / RSX-Line	61
				57956	Paralleling post RS / RSX-Line, for pilot marker RS / RSX and depth drill RS / RSX 2.5	61
				57959	Radiographic template, RS / RSX-Line	16
				57962	BEGO Semados® implant RS 3.0 L10	26
				57963	BEGO Semados® implant RS 3.0 L11.5	26
				57964	BEGO Semados® implant RS 3.0 L13	26
				57965	BEGO Semados® implant RS 3.0 L15	26
				57966	BEGO Semados® implant RS 3.75 L8.5	26
				57967	BEGO Semados® implant RS 3.75 L10	26
				57968	BEGO Semados® implant RS 3.75 L11.5	26

PRODUCTS SORTED ACCORDING TO ARTICLE NUMBERS

Art. No.	Article	page	Art. No.	Article	page
57969	BEGO Semados® implant RS 3.75 L13	26	58059	BEGO Guide Conn, with contra-angle connection, Ø 4.2 (AX), RS / RSX (Connector for guided surgery)	45
57970	BEGO Semados® implant RS 3.75 L15	26	58060	BEGO Guide Conn, with contra-angle connection, Ø 4.2 (AY), RS / RSX (Connector for guided surgery)	45
57971	BEGO Semados® implant RS 4.1 L7	26	58061	BEGO Guide Conn, with contra-angle connection, Ø 4.2 (AZ), RS / RSX (Connector for guided surgery)	45
57972	BEGO Semados® implant RS 4.1 L8.5	26	58062	BEGO Guide Conn, with contra-angle connection, Ø 4.7 (AX), RS / RSX (Connector for guided surgery)	45
57973	BEGO Semados® implant RS 4.1 L10	26	58063	BEGO Guide Conn, with contra-angle connection, Ø 4.7 (AY), RS / RSX (Connector for guided surgery)	45
57974	BEGO Semados® implant RS 4.1 L11.5	26	58064	BEGO Guide Conn, with contra-angle connection, Ø 4.7 (AZ), RS / RSX (Connector for guided surgery)	45
57975	BEGO Semados® implant RS 4.1 L13	26	58065	BEGO Guide Conn, with ratchet connection, Ø 4.2 (AX), RS / RSX (Connector for guided surgery)	45
57976	BEGO Semados® implant RS 4.1 L15	26	58066	BEGO Guide Conn, with ratchet connection, Ø 4.2 (AY), RS / RSX (Connector for guided surgery)	45
57977	BEGO Semados® implant RS 4.5 L7	26	58067	BEGO Guide Conn, with ratchet connection, Ø 4.2 (AZ), RS / RSX (Connector for guided surgery)	45
57978	BEGO Semados® implant RS 4.5 L8.5	26	58068	BEGO Guide Conn, with ratchet connection, Ø 4.7 (AX), RS / RSX (Connector for guided surgery)	45
57979	BEGO Semados® implant RS 4.5 L10	26	58069	BEGO Guide Conn, with ratchet connection, Ø 4.7 (AY), RS / RSX (Connector for guided surgery)	45
57980	BEGO Semados® implant RS 4.5 L11.5	26	58070	BEGO Guide Conn, with ratchet connection, Ø 4.7 (AZ), RS / RSX (Connector for guided surgery)	45
57981	BEGO Semados® implant RS 4.5 L13	26	58071	BEGO Guide Tr (Tray for guided surgery, RS / RSX-Line)	43
57982	BEGO Semados® implant RS 4.5 L15	26	58072	PS PPA, RS / RSX 3.75 (Provisional abutment Platform Switch)	102
57983	BEGO Semados® implant RS 5.5 L7	26	58073	PS PPA, RS / RSX 4.1 (Provisional abutment Platform Switch)	102
57984	BEGO Semados® implant RS 5.5 L8.5	26	58074	PS PPA, RS / RSX 4.5 (Provisional abutment Platform Switch)	102
57985	BEGO Semados® implant RS 5.5 L10	26			
57986	BEGO Semados® implant RS 5.5 L11.5	26			
57987	BEGO Semados® implant RS 5.5 L13	26			
57988	TiBA (bar abutment titanium, Mini-Line)	131			
57989	TiA (solid abutment titanium, Mini-Line)	128			
57993	PS UNI PScrew (Prosthesis screw, RS / RSX-Line)	121			
57994	PS UNI TScrew (Technician screw, RS / RSX-Line)	120			
57995	DD, Mini 2.7 (Depth drill)	58			
57996	DD, Mini 3.1 (Depth drill)	58			
57997	DD, Mini 2.9 (Depth drill)	58			
58051	BEGO Guide CS, (3), RS / RSX 3.0 (Countersink for guided surgery)	44			
58052	BEGO Guide CS, (4), RS / RSX 3.75 (Countersink for guided surgery)	44			
58053	BEGO Guide CS, (5), RS / RSX 4.1 (Countersink for guided surgery)	44			
58054	BEGO Guide CS, (6), RS / RSX 4.5 (Countersink for guided surgery)	44			
58055	BEGO Guide ST, (3), RS / RSX 3.0 (Screw tapper for guided surgery)	45			
58056	BEGO Guide ST, (4), RS / RSX 3.75 (Screw tapper for guided surgery)	45			
58057	BEGO Guide ST, (5), RS / RSX 4.1 (Screw tapper for guided surgery)	45			
58058	BEGO Guide ST, (6), RS / RSX 4.5 (Screw tapper for guided surgery)	45			

List of manufacturers' registered trademarks, see page 138

PRODUCTS SORTED ACCORDING TO ARTICLE NUMBERS

Art. No.	Article	page	Art. No.	Article	page
58075	PS PPA, RS / RSX 5.5 (Provisional abutment Platform Switch)	102	58098	PS GCO NH, RS / RSX 4.5 (Gold cast-on abutment no Hex Platform Switch)	107
58076	PS ITA, RS / RSX 3.75 (Provisional abutment Platform Switch)	102	58099	PS GCO NH, RS / RSX 5.5 (Gold cast-on abutment no Hex Platform Switch)	107
58077	PS ITA, RS / RSX 4.1 (Provisional abutment Platform Switch)	102	58100	PS MultiPlus, 0° GH 1, RS / RSX 3.75 (MultiPlus abutment Platform Switch)	108
58078	PS ITA, RS / RSX 4.5 (Provisional abutment Platform Switch)	102	58101	PS MultiPlus, 0° GH 3, RS / RSX 3.75 (MultiPlus abutment Platform Switch)	108
58080	PS CA, RS / RSX 3.75 (Ceramic abutment Platform Switch)	103	58102	PS MultiPlus, 0° GH 1, RS / RSX 4.1 (MultiPlus abutment Platform Switch)	108
58081	PS CA, RS / RSX 4.1 (Ceramic abutment Platform Switch)	103	58103	PS MultiPlus, 0° GH 3, RS / RSX 4.1 (MultiPlus abutment Platform Switch)	108
58082	PS CA, RS / RSX 4.5 (Ceramic abutment Platform Switch)	103	58104	PS MultiPlus, 0° GH 1, RS / RSX 4.5 (MultiPlus abutment Platform Switch)	108
58083	PS CA, RS / RSX 5.5 (Ceramic abutment Platform Switch)	103	58105	PS MultiPlus, 0° GH 3, RS / RSX 4.5 (MultiPlus abutment Platform Switch)	108
58084	PS CATi, RS / RSX 3.75 (Ceramic abutment Platform Switch)	103	58108	PS MultiPlus, 20° GH 2.3-0.6, RS / RSX 3.75 (MultiPlus abutment Platform Switch)	109
58085	PS CATi, RS / RSX 4.1 (Ceramic abutment Platform Switch)	103	58109	PS MultiPlus, 20° GH 4.0-2.3, RS / RSX 3.75 (MultiPlus abutment Platform Switch)	109
58086	PS CATi, RS / RSX 4.5 (Ceramic abutment Platform Switch)	103	58110	PS MultiPlus, 20° GH 2.3-0.6, RS / RSX 4.1 (MultiPlus abutment Platform Switch)	109
58087	PS CATi, RS / RSX 5.5 (Ceramic abutment Platform Switch)	103	58111	PS MultiPlus, 20° GH 4.0-2.3, RS / RSX 4.1 (MultiPlus abutment Platform Switch)	109
58088	PS TiA, conical, RS / RSX 3.75 (Solid abutment titanium Platform Switch)	103	58112	PS MultiPlus, 20° GH 2.3-0.6, RS / RSX 4.5 (MultiPlus abutment Platform Switch)	109
58089	PS TiA, conical, RS / RSX 4.1 (Solid abutment titanium Platform Switch)	103	58113	PS MultiPlus, 20° GH 4.0-2.3, RS / RSX 4.5 (MultiPlus abutment Platform Switch)	109
58090	PS TiA, conical, RS / RSX 4.5 (Solid abutment titanium Platform Switch)	103	58116	PS MultiPlus, 30° GH 4.0-1.5, RS / RSX 3.75 (MultiPlus abutment Platform Switch)	109
58091	PS TiA, conical, RS / RSX 5.5 (Solid abutment titanium Platform Switch)	103	58117	PS MultiPlus, 30° GH 4.0-1.5, RS / RSX 4.1 (MultiPlus abutment Platform Switch)	109
58092	PS GCO, RS / RSX 3.75 (Gold cast-on abutment Platform Switch)	107	58118	PS MultiPlus, 30° GH 4.0-1.5, RS / RSX 4.5 (MultiPlus abutment Platform Switch)	109
58093	PS GCO, RS / RSX 4.1 (Gold cast-on abutment Platform Switch)	107	58120	PS BA, GH 0, RS / RSX 3.75 (Ball attachment abutment Platform Switch)	114
58094	PS GCO, RS / RSX 4.5 (Gold cast-on abutment Platform Switch)	107	58121	PS BA, GH 3, RS / RSX 3.75 (Ball attachment abutment Platform Switch)	114
58095	PS GCO, RS / RSX 5.5 (Gold cast-on abutment Platform Switch)	107	58122	PS BA, GH 5, RS / RSX 3.75 (Ball attachment abutment Platform Switch)	114
58096	PS GCO NH, RS / RSX 3.75 (Gold cast-on abutment no Hex Platform Switch)	107	58123	PS BA, GH 0, RS / RSX 4.1 (Ball attachment abutment Platform Switch)	114
58097	PS GCO NH, RS / RSX 4.1 (Gold cast-on abutment no Hex Platform Switch)	107	58124	PS BA, GH 3, RS / RSX 4.1 (Ball attachment abutment Platform Switch)	114

PRODUCTS SORTED ACCORDING TO ARTICLE NUMBERS

58125	PS BA, GH 5, RS / RSX 4.1 (Ball attachment abutment Platform Switch)	114
58126	PS BA, GH 0, RS / RSX 4.5 (Ball attachment abutment Platform Switch)	114
58127	PS BA, GH 3, RS / RSX 4.5 (Ball attachment abutment Platform Switch)	114
58128	PS BA, GH 5, RS / RSX 4.5 (Ball attachment abutment Platform Switch)	114
58130	PS Easy-Con, RS / RSX 3.75, L1 (Easy-Con abutment Platform Switch)	116
58131	PS Easy-Con, RS / RSX 3.75, L2 (Easy-Con abutment Platform Switch)	116
58132	PS Easy-Con, RS / RSX 3.75, L3 (Easy-Con abutment Platform Switch)	116
58133	PS Easy-Con, RS / RSX 3.75, L4 (Easy-Con abutment Platform Switch)	116
58134	PS Easy-Con, RS / RSX 4.1, L1 (Easy-Con abutment Platform Switch)	116
58135	PS Easy-Con, RS / RSX 4.1, L2 (Easy-Con abutment Platform Switch)	116
58136	PS Easy-Con, RS / RSX 4.1, L3 (Easy-Con abutment Platform Switch)	116
58137	PS Easy-Con, RS / RSX 4.1, L4 (Easy-Con abutment Platform Switch)	116
58138	PS Easy-Con, RS / RSX 4.5, L1 (Easy-Con abutment Platform Switch)	116
58139	PS Easy-Con, RS / RSX 4.5, L2 (Easy-Con abutment Platform Switch)	116
58140	PS Easy-Con, RS / RSX 4.5, L3 (Easy-Con abutment Platform Switch)	116
58141	PS Easy-Con, RS / RSX 4.5, L4 (Easy-Con abutment Platform Switch)	116
58142	PS Easy-Con, RS / RSX 5.5, L2 (Easy-Con abutment Platform Switch)	116
58143	PS Easy-Con, RS / RSX 5.5, L4 (Easy-Con abutment Platform Switch)	116
58146	PS TPA, RS / RSX 3.75 (Provisional abutment Platform Switch)	102
58147	PS TPA, RS / RSX 4.1 (Provisional abutment Platform Switch)	102
58148	PS TPA, RS / RSX 4.5 (Provisional abutment Platform Switch)	102
58150	PS HP, Ø 4.5 mm L7, RS / RSX 3.75 (Healing post Platform Switch)	29

Art. No.	Article	page
58151	PS HP, Ø 5.0 mm L7, RS / RSX 4.1 (Healing post Platform Switch)	29
58152	PS HP, Ø 5.5 mm L7, RS / RSX 4.5 (Healing post Platform Switch)	29
58153	PS HP, Ø 6.5 mm L7, RS / RSX 5.5 (Healing post Platform Switch)	29
58155	PS TiBA, RS / RSX 3.75 (Bar abutment titanium Platform Switch)	118
58156	PS TiBA, RS / RSX 4.1 (Bar abutment titanium Platform Switch)	118
58157	PS TiBA, RS / RSX 4.5 (Bar abutment titanium Platform Switch)	118
58200	PS HPW, Ø 5.5 L5, RS / RSX 3.75 (Healing post Platform Switch)	30
58201	PS HPW, Ø 5.5 L7, RS / RSX 3.75 (Healing post Platform Switch)	30
58202	PS HPW, Ø 6.0 L5, RS / RSX 4.1 (Healing post Platform Switch)	30
58203	PS HPW, Ø 6.0 L7, RS / RSX 4.1 (Healing post Platform Switch)	30
58204	PS HPW, Ø 6.5 L5, RS / RSX 4.5 (Healing post Platform Switch)	30
58205	PS HPW, Ø 6.5 L5, RS / RSX 4.5 (Healing post Platform Switch)	30
58206	PS HPW, Ø 7.0 L5, RS / RSX 5.5 (Healing post Platform Switch)	30
58207	PS HPW, Ø 7.0 L5, RS / RSX 5.5 (Healing post Platform Switch)	30

List of manufacturers' registered trademarks, see page 138

PRODUCTS SORTED ALPHABETICALLY

A		BEGO Guide spoons (S-Line)	40
Acrylic block PS-Line (large scale models scale 2:1)	136	BEGO Guide ST (Screw tapper for guided surgery, RS / RSX-Line)	45
Assortment set Sub-Tec ^{Plus}	74	BEGO Guide tissue punches (S / RS / RSX-Line)	40, 43
B		BEGO Guide tr (Tray for guided surgery, RS / RSX-Line)	43
Ball attachment impression set Dalbo [®] -PLUS	84, 114, 130	BEGO OSS	8
Ball attachment Mini	129	BEGO OSS S	8
Ball attachment Mini Laboratory set	85, 115, 129	BEGO Semados [®] implants Mini-Line	32
BeCe [®] Sub-Tec ceramic abutment (S / RI-Line)	73	BEGO Semados [®] implants RI-Line	22
BeCe [®] Sub-Tec ^{Plus} ceramic abutment (S / RI-Line)	73	BEGO Semados [®] implants RS-Line	26
BEGO CADAbut D (two-piece individual abutments, RS / RSX-Line)	96	BEGO Semados [®] implants RSX-Line	27
BEGO CADAbut D (two-piece individual abutments, S / RI-Line)	68	BEGO Semados [®] implants S-Line	18
BEGO CADAbut F (one-piece individual abutments, RS / RSX-Line)	96	BEGO Semados [®] Mini demonstration implants	137
BEGO CADAbut F (one-piece individual abutments, S / RI-Line)	68	BEGO Semados [®] Mini implant large scale model	136
BEGO CADBase (bar restorations and screw-retained bridges, Mini-Line)	124	BEGO Semados [®] PI Tray	36
BEGO CADBase (bar restorations and screw-retained bridges, Multi ^{Plus} prostheses)	80, 110	BEGO Semados [®] provisional implant (PI)	36
BEGO CADBase (bar restorations and screw-retained bridges, RS / RSX-Line)	96	BEGO Semados [®] ratchet adapter	37, 61, 64
BEGO CADBase (bar restorations and screw-retained bridges, S / RI-Line)	68	BEGO Semados [®] RI demonstration implants	137
BEGO Collagen Fleece	8	BEGO Semados [®] RI implant large scale model	136
BEGO Collagen Membrane	8	BEGO Semados [®] RI-Line Tray ^{Plus}	51
BEGO Guide – pilot drill, short / long	46	BEGO Semados [®] RS / RSX-Line Tray ^{Plus}	54
BEGO Guide centre drill (S / RS / RSX-Line)	41, 44	BEGO Semados [®] RS demonstration implants	137
BEGO Guide Conn, with contra-angle connection (Connector for guided surgery, RS / RSX-Line)	45	BEGO Semados [®] RSX demonstration implants	137
BEGO Guide Conn, with ratchet connection (Connector for guided surgery, RS / RSX-Line)	45	BEGO Semados [®] RSX demonstration implants Ø 3.0	137
BEGO Guide Connector (S-Line)	42	BEGO Semados [®] RSX implant large scale model	136
BEGO Guide countersinks (S-Line)	41	BEGO Semados [®] S demonstration implants	137
BEGO Guide CS (Countersink for guided surgery, RS / RSX-Line)	44	BEGO Semados [®] S implant large scale model	136
BEGO Guide DD (Depth drill for guided surgery, RS / RSX-Line)	44	BEGO Semados [®] S-Line Tray ^{Plus}	48
BEGO Guide depth drill (S-Line)	41	Bone profiler (S / RI / RS / RSX-Line)	59
BEGO Guide depth stop ring connector (S / RS / RSX-Line)	42, 45	C	
BEGO Guide master sleeves (S / RS / RSX-Line)	40, 43	CAD Positioner Mini	126
BEGO Guide PD (Pilot drill for guided surgery, RS / RSX-Line)	44	CAD Positioner Multi ^{Plus}	81, 111
BEGO Guide pilot drill (S-Line)	41	Cleaning reamer	61
BEGO Guide ratchet adapter for connector (S-Line)	42	Countersink RI-Line	52
BEGO Guide S-Line Tray	40	Countersink RS / RSX-Line	55
BEGO Guide screw tappers (S-Line)	42	Countersink S-Line	49
BEGO Guide Sp (Reduction sleeves for guided surgery, RS / RSX-Line)	43	D	
		Dalbo [®] -PLUS activator / deactivator	84, 114, 130
		DD (Depth drill, Mini-Line)	58
		DD D1 (Depth drill, RS / RSX-Line)	55
		Depth drill 2.5, short / long (S-Line)	48
		Depth drill RI-Line 2.5, short / long	51
		Depth drill RI-Line 3.2, short / long	51
		Depth drill RI-Line, short	52
		Depth drill RI-Line, long	52
		Depth drill RS / RSX-Line 2.5, short / long	54

PRODUCTS SORTED ALPHABETICALLY

Depth drill RS / RSX-Line, short	55	Gold cast-on Mini	128
Depth drill RS / RSX-Line, long	55	Grip-Tec ^{Plus}	65
Depth drill S-Line, short	49	Guiding wrench	60
Depth drill S-Line, long	49	H	
Depth gauges	61	Healing post (S / RI-Line)	20, 23
DFSU BK (Drills for single use, RS / RSX-Line)	57	Healing post Mini	33
DFSU DD (Drills for single use, RS / RSX-Line)	57	Healing post, conical (S / RI-Line)	20, 24
DOLDER® bar female part, palladium	90, 118, 131	Healing post, individual Ø 7 (S / RI / RS / RSX-Line)	20, 24, 28
DOLDER® bar joint attachment 3.0 – titanium	90, 118, 131	Hexagon screwdriver 1.25 mm Contra-angle, short / long	64
Drill extension (with internal cooling)	60	Hexagon screwdriver 1.25 mm, XS / short / long, with ratchet connection	64
Drill extension, one-piece, short / long (without internal cooling)	60	Holder BeCe® Sub- Tec ^{Plus}	73
Drill for single use depth drill (S-Line)	50	I	
Drill module RI 5.5	51	Implant analog Mini	127
Drill module RS / RSX 5.5	54	Implant analogs S / RI	71
Drill module S 5.5	48	Implant cover screws (RS / RSX-Line)	28
Drill sleeves	16	Implant cover screws (S / RI-Line)	19, 23
Drill stop Tray ^{Plus} (S-Line)	50	Initial drill (Mini-Line)	58
Drill stop Tray ^{Plus} RI-Line	53	Insertion tool for ball attachment	84, 114, 129
Drill stop Tray ^{Plus} RS/RSX-Line	56	Insertion tool for implants, short/long, with contra-angle connection	60
Drill stops (S-Line)	50	Insertion tool for implants, W&H, with W&H contra-angle connection	60
Drill stops RI-Line	53	Insertion tool for implants, XS / short / long, with ratchet connection	60
Drill stops RS / RSX-Line	56	Insertion tool for Locator®	86, 88, 116, 132
Drills for single use Basic kit (S-Line)	50	Insertion tool for Multi ^{Plus} abutment 0°	78, 108
E		Internal reamer for Gold cast-on abutment	77, 107
Easy-Con analog	86, 116, 132	Internal reamer for Gold cast-on Mini	128
Easy-Con impression coping	86, 116, 132	Internal reamer for Multi ^{Plus}	83, 113
Easy-Con instrument	87, 117, 133	Internal reamer for Universal	77, 106
Easy-Con laboratory set	87, 117, 133	L	
Easy-Con Mini	132	Lamellae retention insert Dalbo®-PLUS	84, 114, 130
Easy-Con production insert (black)	87, 117, 133	Large scale model demonstration suitcase	136
Easy-Con retention insert (blue)	87, 117, 133	Locator® analog	88
Easy-Con retention insert (green)	87, 117, 133	Locator® impression coping	88
Easy-Con retention insert (pink)	87, 117, 133	Locator® instrument (3-piece)	89
Easy-Con retention insert (red)	87, 117, 133	Locator® laboratory set	89
Easy-Con retention insert (transparent)	87, 117, 133	Locator® production insert (black)	89
External reamer for Multi ^{Plus}	83, 113	Locator® retention insert (blue)	89
External reamers for Universal	77, 106	Locator® retention insert (green)	89
F		Locator® retention insert (pink)	89
Female part Dalbo®-PLUS	84, 114, 130	Locator® retention insert (red)	89
G		Locator® retention insert (transparent)	89
Gap-cutter burr (Mini-Line)	58		
Gap-cutter disc (Mini-Line)	58		
Glass-fibre pin	61		

List of manufacturers' registered trademarks, see page 138

PRODUCTS SORTED ALPHABETICALLY

M	
Maxilla demonstration model	137
Measuring balls	16
Mini implant cover screw	33
Mini- / Osseo ^{Plus} Tray	58
Multi ^{Plus} adjustment supporters	78, 108
Multi ^{Plus} analogs	82, 112
Multi ^{Plus} bone shaper	78
Multi ^{Plus} closed tray impression, short / long	82, 112
Multi ^{Plus} gold cast-on	83, 113
Multi ^{Plus} healing post	79, 109
Multi ^{Plus} healing post mushroom	79, 109
Multi ^{Plus} insertion splint	78, 108
Multi ^{Plus} open tray impression	82, 112
Multi ^{Plus} protection analog	82, 112
Multi ^{Plus} titanium abutment	83, 113
Multi ^{Plus} Universal	83, 113
O	
Open tray impression Mini	127
Osseo ^{Plus} Transfer Ablative H (contra-angle)	10
Osseo ^{Plus} Transfer Ablative H (handpiece)	10
Osseo ^{Plus} Transfer Ablative V Ø 7.5	10
Osseo ^{Plus} Transfer Bone facer Ø 3.2	10
Osseo ^{Plus} Transfer Center Punch Ø 7.5	10
Osseo ^{Plus} Transfer Disc Ø 10 L	10
Osseo ^{Plus} Transfer Disc Ø 10 XL	10
Osseo ^{Plus} Transfer Drill Ø 1.2 L	10
Osseo ^{Plus} Transfer Drill Ø 1.6 XL	10
Osseo ^{Plus} Transfer hand screwdriver	10
Osseo ^{Plus} Transfer Insertion L	10
Osseo ^{Plus} Transfer Insertion XL	10
Osseo ^{Plus} Transfer screws Ø 1.5	9
Osseo ^{Plus} Transfer Tray	9
Osseo ^{Plus} Transfer Trepan (contra-angle)	10
Osseo ^{Plus} Transfer Trepan (handpiece)	10
P	
Paralleling post Mini	61
Paralleling post RI-Line	60
Paralleling post RS / RSX-Line	61
Paralleling post S-Line	60
PI bending instrument	37
PI depth drill	37
PI implant analogs	36
PI insertion tool	37
PI multifunctional cap	36
PI paralleling post	37
PI protection cap	36
PI ratchet	37
PI removal tool	37
PI stabilizer	37
Pilot drill, short / long (S-Line)	48
Pilot marker RI-Line 2.5, short / long	51
Pilot marker RS / RSX-Line 1.6, short / long	54
Pilot marker, short / long (S-Line)	48
PRECI-CLIX attachment analog	85, 115, 129
PRECI-CLIX female part, red	85, 115, 129
PRECI-CLIX female part, white	85, 115, 129
PRECI-CLIX female part, yellow	85, 115, 129
PRECI-CLIX insertion tool	85, 115, 129
Prosthesis screw for ceramic abutment	93, 121
Prosthesis screw Hex 1.25 mm	93, 121
Prosthesis screw Mini	134
Prosthesis screw Mini, conical	134
Prosthesis screw Multi ^{Plus} (M1.8)	93, 121
Prosthesis screw Sub-Tec ^{Plus}	93, 121
Prosthesis screws for Sub-Tec Universal	93
Prosthetic kit	64
PS BA (Ball attachment abutment Platform Switch, RS / RSX-Line)	114
PS CA (Ceramic abutment Platform Switch)	103
PS CADP (CAD Positioner Platform Switch, RS / RSX-Line Ø 3.0)	98
PS CATi (Ceramic abutment Platform Switch)	103
PS CTI (Impression set (closed tray) Platform Switch, RS / RSX-Line)	100
PS Easy-Con (Easy-Con abutment Platform Switch, RS / RSX-Line)	116
PS GCO (Gold cast-on abutment Platform Switch)	107
PS GCO NH (Gold cast-on abutment no Hex Platform Switch)	107
PS HP (Healing post Platform Switch, RS / RSX-Line)	29
PS HPW (Healing post Platform Switch, RS / RSX-Line)	30
PS IMPA (Implant analog Platform Switch, RS / RSX-Line)	100
PS ITA (Provisional abutment Platform Switch, RS / RSX-Line Ø 3.0)	101
PS ITA (Provisional abutment Platform Switch, RS / RSX-Line)	102
PS Multi ^{Plus} (Multi ^{Plus} abutment Platform Switch, RS / RSX-Line)	108, 109
PS OTI (Impression set (open tray) Platform Switch, RS / RSX-Line)	100

PRODUCTS SORTED ALPHABETICALLY

PS PPA (Provisional abutment Platform Switch, RS / RSX-Line)	102	Sub-Tec CAD/CAM titanium adhesive abutment (S / RI-Line)	70
PS TiA (Solid abutment titanium Platform Switch, RS / RSX-Line Ø 3.0)	101	Sub-Tec CAD/CAM titanium adhesive abutment no Hex (S / RI-Line)	70
PS TiA (Solid abutment titanium Platform Switch, RS / RSX-Line)	103, 104	Sub-Tec Easy-Con abutment (S / RI-Line)	86
PS TiAA (Solid abutment titanium Platform Switch, RS / RSX-Line Ø 3.0)	101	Sub-Tec gold cast-on (S / RI-Line)	77
PS TiAA (Solid abutment titanium Platform Switch, RS / RSX-Line)	104, 105	Sub-Tec gold cast-on no Hex (S / RI-Line)	77
PS TiB (Adhesive abutment Platform Switch, RS / RSX-Line Ø 3.0)	98	Sub-Tec immediate temporary abutment (S / RI-Line)	73
PS TiB (Adhesive abutment Platform Switch, RS / RSX-Line)	99	Sub-Tec Locator® abutment (S / RI-Line)	88
PS TiB NH (Adhesive abutment no Hex Platform Switch, RS / RSX-Line)	99	Sub-Tec Multi ^{Plus} abutment 0° (S / RI-Line)	78
PS TiBA (Bar abutment titanium Platform Switch, RS / RSX-Line)	118	Sub-Tec Multi ^{Plus} abutment 20° (S / RI-Line)	79
PS TPA (Provisional abutment Platform Switch, RS / RSX-Line)	102	Sub-Tec Multi ^{Plus} abutment 30° (S / RI-Line)	79
PS TTiA (Provisional abutment Platform Switch, RS / RSX-Line)	102	Sub-Tec provisional abutment Ø 5.5 (S / RI-Line)	72
PS TTiA NH (Provisional abutment no Hex Platform Switch, RS / RSX-Line)	102	Sub-Tec provisional abutment Ø 7 (S / RI-Line)	72
PS UNI (Universal abutment Platform Switch, RS / RSX-Line)	106	Sub-Tec provisional PEEK abutment (S / RI-Line)	72
PS UNI NH (Universal abutment no Hex Platform Switch, RS / RSX-Line)	106	Sub-Tec provisional titanium abutment no Hex (S / RI-Line)	72
PS UNI PScrew (Prosthesis screw)	121	Sub-Tec temporary titanium abutment (S / RI-Line)	72
PS UNI TScrew (Technician screw)	120	Sub-Tec titanium abutment, conical (S / RI-Line)	76
PScrew (Prosthesis screw)	121	Sub-Tec titanium bar abutment	90
R		Sub-Tec Universal (S / RI-Line)	76
Radiographic templates	16	Sub-Tec Universal no Hex (S / RI-Line)	76
Ratchet / torque spanner	61, 64	Sub-Tec ^{Plus} 15° titanium angulated abutment (S / RI-Line)	74
S		Sub-Tec ^{Plus} 20° titanium angulated abutment (S / RI-Line)	75
Screw tapper RI-Line	53	Sub-Tec ^{Plus} titanium abutment (S / RI-Line)	75
Screw tapper RS / RSX-Line	56	T	
Screw tapper S-Line	49	TiA (Solid abutment titanium, Mini-Line)	128
Screwdriver for secondary connection	91, 119	TiBA (Bar abutment titanium, Mini-Line)	131
Secondary screw 1.2 mm	91, 119	Technician screw L9	92, 120
Secondary screw Multi ^{Plus} (M1.4)	93, 121	Technician screw Mini	134
Slot screwdriver, short / long, with ratchet connection	64	Technician screw Mini, conical	134
Spare brush for glass-fibre pin	61	Technician screw Multi ^{Plus} (M1.4)	92, 120
Sub-Dent closed tray impression (S / RI-Line)	71	Technician screw Sub-Tec ^{Plus}	92, 120
Sub-Dent open tray impression (S / RI-Line)	71	Technician screws Sub-Tec Universal	92
Sub-Tec ball attachment (S / RI-Line)	84	Technician's screwdriver	65
Sub-Tec CAD Positioner (S / RI / RS / RSX-Line)	70, 99	Threadformer Mini-Line	58
Sub-Tec CAD/CAM TiBase L (S / RI-Line)	70	Threadformer RI-Line	52
		Tissue punches S / RI / RS / RSX-Line	48, 51, 54
		Training jaw (lower)	137
		Trepan drill	59
		TScrew (Technician screw)	120

List of manufacturers' registered trademarks, see page 138

www.bego.com



Customer Number

BEGO Implant Systems GmbH & Co. KG

Wilhelm-Herbst-Str. 1 · 28359 Bremen, Germany
Tel. +49 421 2028-246 · Fax +49 421 2028-265
E-mail info@bego-implantology.com · www.bego.com

