

TRIOS[®] Orthodontics

Digital Solutions for Orthodontic Practices



TRIOS®

is more than an impression

The new 3rd generation TRIOS® is a three in one digital orthodontics solution. An intraoral scanner for fast and easy 3D color impression taking; RealColor™ intraoral photographs for improved case communications with patients, and our industry-leading 3Shape orthodontic analysis and treatment planning software. Three solutions in one to enable you to be more efficient, more precise and your patients, more comfortable.

5 reasons to take impressions digitally

- **Save time** and see more patients
- **Save costs** on impression materials and shipping
- **Get digital accuracy** and omit manual errors
- **Enjoy easy impression taking** and eliminate retakes
- **Improve patient experience** and patient comfort

5 reasons

to take impressions with TRIOS®



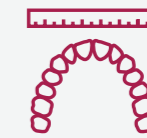
Superior scanning technologies



RealColor™ intraoral photos



Flexible hardware configurations



Analysis and treatment planning software



Seamless case sharing with labs



Accurate intraoral scanning

Taking impressions has never been simpler for orthodontists and assistants



Fast and Easy

Start, stop and restart scanning anytime and at same position automatically.

"Digital impressioning with TRIOS® is quicker and certainly more comfortable for my patients. Doctors, staff and patients love it!"

Dr. Jonathan L. Ferencz,
Prosthodontist, New York, USA

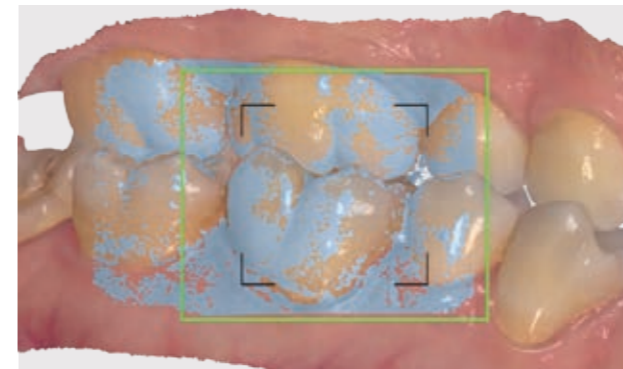


RealColor™ Scans

Create high quality digital impressions in lifelike colors to improve diagnostics and patient communications.

"When patients see their clinical situation onscreen, they are more willing to accept the treatment."

Dr. Santiago Isaza Penco,
Orthodontist, Bologna, Italy

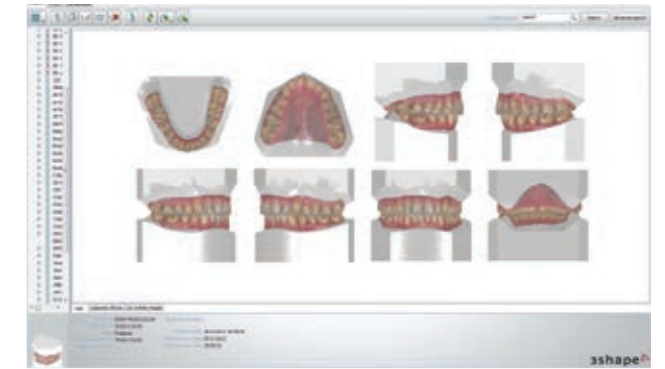


Automatic Occlusion Capture

Accurately capture your patient's bite in real time.

"TRIOS® automatic occlusion capture enables me to instantly register and validate a patient's bite."

Dr. Simon Kold,
Herning Implant Center, Denmark



Digital Archiving of Cases

Save space, time and money. Organize and access cases digitally and eliminate analogue models.

"We are digitizing all our models and closing our storage rooms: saving us money, manpower, and the time it takes to maintain a physical storage system."

Dr. Carlo Marassi,
Orthodontist, Rio De Janeiro, Brazil

TRIOS® flexible configuration options

Whether you are a large or small orthodontic practice, TRIOS® supports the way you work - now and in the future.



TRIOS® Cart

All-in-one solution on wheels in an award-winning design includes scanner and multi-touch screen.



TRIOS® Pod

Portable, lightweight pod and scanner connects to your laptop via USB.



TRIOS® Chair Integration

Chair-mounted scanner for an esthetic and space-saving set-up.

TRIOS® Scanners

All with autoclavable tips!



TRIOS® 3 - Pengrip 



TRIOS® 3 - With handle 



TRIOS® Color  or Standard 

Open and flexible for any lab setup

Simple and intelligent digital connection for a smooth workflow direct to your orthodontic lab and to orthodontic solution providers.

Share files instantly with 3Shape Communicate™



Connect to your local TRIOS® Ready orthodontic lab

- Study model manufacturing
- Treatment planning services
- Indirect bonding transfer trays or jigs
- Digital appliance manufacturing (CAD/CAM)



Send TRIOS® digital impressions direct to orthodontic solution providers like Incognito™ by 3M, SureSmile® by Orametrix and more

- Custom bracket systems
- Clear aligner systems
- Sleep apnea devices

“ It used to take three to four weeks to have the appliance designed and shipped back. Now it only takes two to three days for a retainer. ”

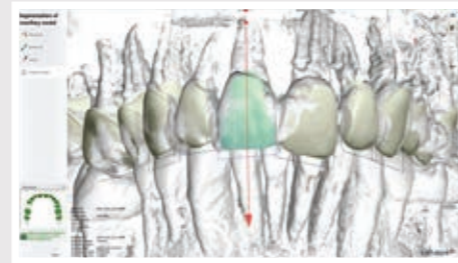
*Dr. Santiago Isaza Penco,
Orthodontist, Bologna, Italy*

All in one digital orthodontics

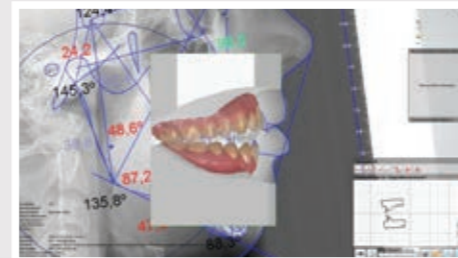
Integrate all patient clinical data and cover all relevant treatment aspects for optimal results. Analyze and plan your treatments simply and accurately in 3D with Ortho Analyzer™ software.

Complete case analysis

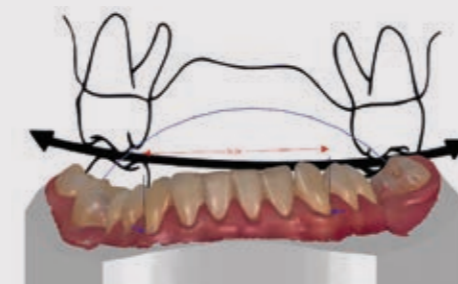
Combine CBCT scans with digital models
Merge color digital impressions with CBCT scans.



2D Image overlay
Combine 2D pictures such as patient photographs, X-Ray panoramics, and cephalometric tracing with your 3D models.



2D and 3D analysis orthodontic toolkit
Easy analysis of arc shapes, overjet/overbite, Bolton ratios, occlusion and spaces.



Show and tell treatment plans with your customers
Share treatment proposals directly with patients on the screen and online with the lab via 3Shape Communicate™.



“ I have done more than 1000 setups with Ortho Analyzer during these last 3 years and I am very happy with the system. It’s safe, reliable, and easy to use. ”

*Dr. Marcos Nadler Gribel,
Orthodontist, Belo Horizonte, Brazil*

Plan treatment easily and accurately in 3D

Simulate orthodontic treatments
Including extractions, interproximal reductions, constraints and full details of tooth movements.



Optimize occlusion in real time
Assess treatment proposals instantly with virtual articulators.



Customize your treatment
Export your treatment plan stages for appliance manufacturing. Position brackets digitally for easy transfer.




Treatment monitoring made easy
Scan your patient during the treatment and easily debond the brackets to compare the current situation with the treatment plan to ensure you are on the right track.




The Digital Advantage

Reduce chair time




5 minutes
Digital impression with TRIOS®.




Reliable occlusion capture with TRIOS®.

Create digital patient




Merge CBCT scans, TRIOS® digital impressions and 2D images to create your digital patient.

Save storage space




Patient case and impression digitally archived.

VS




17m³ of storage* needed for 1000 models.

Share cases digitally



Communicate with iOS App and web interface.



Share and manage digital patient data via 3Shape Communicate™ and 3rd party patient management systems.

Diagnose and simulate treatment




Case analysis and treatment planning on your PC with 3Shape Ortho Analyzer™.

Increase treatment acceptance



Treatment proposal digitally simulated and discussed with patient.

More efficient patient visits



Indirect bonding:
Reduce bonding chair time by positioning the brackets in the software and generating your preferred transfer method.

Treatment monitoring:
Scan patient during treatment, virtually remove brackets and compare current situation with treatment plan.

Retainers:
Scan the patient with brackets and virtually debond for retainer preparation ahead of the last visit.

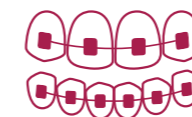
Connect directly to TRIOS® Ready orthodontic labs



TRIOS® software integration makes case sharing simple

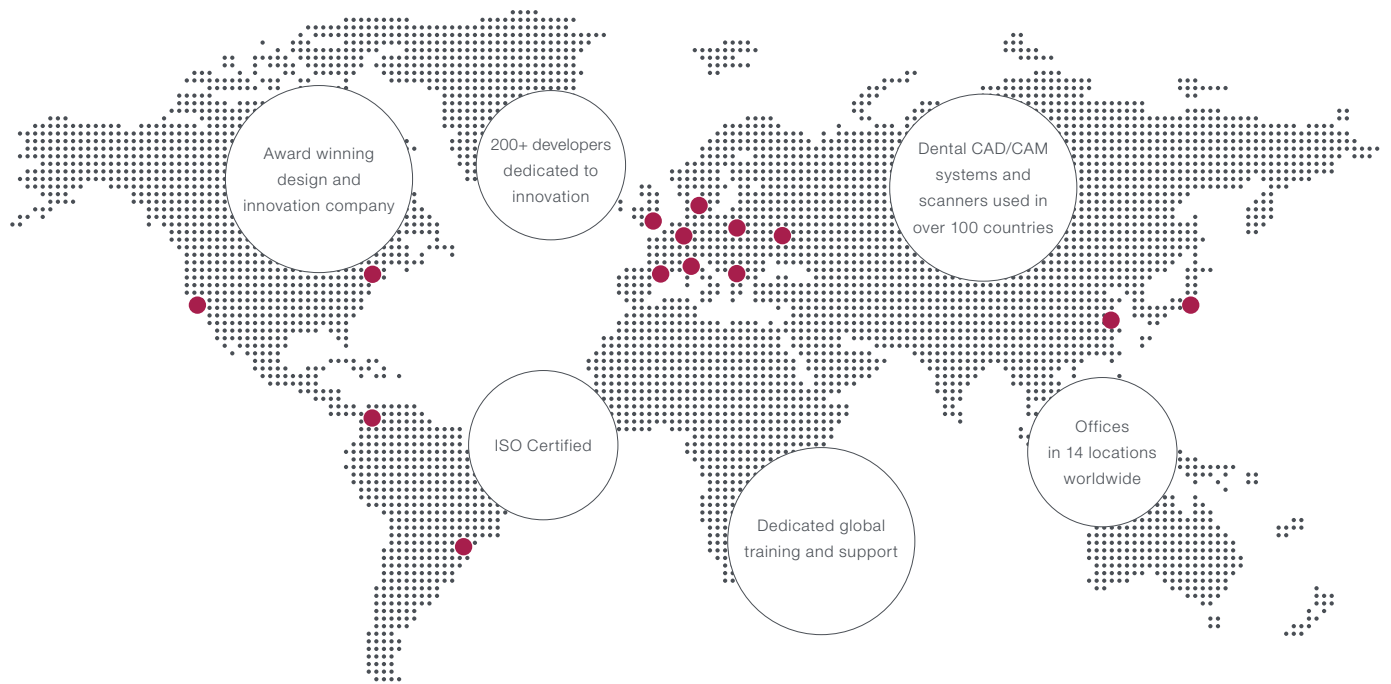
Send intraoral scans and case info direct to your orthodontic lab partner via 3Shape Communicate™ cloud. Discuss and share cases, review treatment proposals, simulate treatment - all digitally with just a click.

Connect directly to orthodontic solution providers




Via 3Shape Communicate™, send digital scans and case info directly from TRIOS® to an increasing number of local, regional and global providers of full orthodontic treatment solutions, such as Incognito™ by 3M, SureSmile® by Orametrix and ClearCorrect. Please refer to www.3shapedental.com for an updated overview.

3Shape develops 3D technologies for dental practices and labs



Backing orthodontists with care, technology and expertise



TRIOS® CLINicare™ is an integral part of your TRIOS® Digital Impression solution and annual 3Shape subscription. It bundles services that are designed to ensure your investment, secure maximum uptime, and help you get the most from your solution year after year.

Find 3Shape online



3Shape.com