


Catalogue

Aligner Therapy


CLEAR-ALIGNER®



Perfectionis making smiles beautiful.

The CA® CLEAR ALIGNER System

Information

Components

Novelties

Seminars


SCHEU
Dental Technology

CA[®] CLEAR-ALIGNER: the convincing aligner system made in your practice

The proven and successful CA[®] CLEAR-ALIGNER has been developed by SCHEU-DENTAL especially for treating adults and allows aligning teeth in a simple and aesthetic way. The single components of the CA[®] CLEAR-ALIGNER splint system enable you to effect treatment on your own – in your practice or lab – from diagnosis and treatment planning to fabrication of the set-up models until realising the final splint. The benefit for your practice: added value and complete treatment control.



Splint fabrication according to your demands with CA LAB® or CA DIGITAL®

With CA LAB®, all treatment steps – from treatment planning and Set-Up to realisation of the final splint – are carried out in your practice or laboratory. You'll need the following equipment: MINISTAR® or BIOSTAR® pressure moulding machine, CA® foils in soft, medium and hard, software CA® SMART including webcam, CA® photo support and CA® CHECKER.

CA LAB®



With CA DIGITAL®, a service company will help you getting to grips with the digital splint therapy, guaranteeing full treatment control and high added value for you at the same time. Unlike many other aligner systems, the services of CA® DIGITAL don't include delivery of the ready-made splints, but assisting you during the digital treatment planning and sending out the digitally printed set-up models you'll need for fabricating the splints in your own laboratory.

CA DIGITAL®



Product overview

<i>Blocking-out putty</i>	13	<i>CETRON® Cleansing spray</i>	12
<i>BLUE-BLOKKER®</i>	12	<i>CETRON® Cleansing powder</i>	12
<i>CA®-Book</i>	10	<i>DIMO® PRO/DIMO® PRO SLIM</i>	14
<i>CA®-CYANO VENEER FAST</i>	8	<i>ECHARRI templates</i>	13
<i>CA® Coloured pencils</i>	11	<i>ISOFOLAN®</i>	13
<i>CA DIGITAL®</i>	6–7	<i>SD Box</i>	11
<i>CA®-FLASH</i>	11	<i>SD Foil lifter</i>	14
<i>CA®-Gauge</i>	11	<i>SD Foil scissors</i>	14
<i>CA® Grinding set and bur</i>	10	<i>Set-Up plaster</i>	15
<i>CA LAB®</i>	4–5	<i>Set-Up saw</i>	15
<i>CA®-Pipettes</i>	8	<i>Set-Up wax bars</i>	15
<i>CA® Plastic buttons</i>	9	<i>Set-Up wax sticks</i>	15
<i>CA® POWER GRIP</i>	8	<i>SIL-KITT</i>	13
<i>CA®-Splint case</i>	10	<i>VECTOR® 40</i>	9
<i>CA®-TIP pliers</i>	9		



Total value added – completely under your



CA[®]-SMART 3.0

Intelligent software allowing rapid and precise transpositions in the CA[®] Set-Up technique. The new version includes the software for the CA[®] CHECKER, thus allowing the complete documentation of Set-Up distances and angles measurements. Besides occlusal images, the modified photo support enables taking frontal images. The amplification of the extensive project administration simplifies patient mapping. Screen display is released by a live feed video signal. The CA[®] SMART software comes along with CA[®] webcam.

System requirements

from Windows XP SP3, USB 2.0 port, mouse with scroll wheel

○ CA[®]-SMART 3.0

#5310



CA[®] Photo Support

The stable height adjustable support for the CA[®] webcam allows the reproducible documentation of occlusal and frontal images. Technical precondition and separate accessory for the CA[®] SMART 3.0. CA[®] Photo Support comes along with calibration plate.

Dimensions (W x H x T): 180 x 210 x 195 mm

○ CA[®] Photo Support

#5312

control



CA®-CHECKER

Set consisting of digital precision measurement with USB port, solid base plate made of highly-polished granite, model holder, spherical bur and level. Precision measurement instrument equipped with capacitive inclination sensors for determination of torque and angulation values before and after transpositions on Set-Up models.

System requirements
from Windows XP SP 3, USB 2.0-port

- CA®-CHECKER #5274

CA®-Foil* soft/medium/hard and retention

High quality transparent, hard-elastic foil for gentle tooth alignment with aesthetic splints in the CA® system. CA® retention foils for long-term use are pre-dried and individually vacuum sealed. Material with original CA® logo and thickness indication: soft (0.5 mm), medium (0.625 mm), hard (0.75 mm) and retention (0.75 and 1.0 mm).



- CA®-Foil soft* #3405
- CA®-Foil medium* #3406
- CA®-Foil hard* #3407
- CA® retention pd (1.0 mm)** #3440

* 10/100 pcs. ** 10 pcs.

* Can only be delivered to certified CLEAR-ALIGNER partners.



Treatment planning, set-up fabrication and



Fabricating a model

Fabricate upper and lower plaster models of your patients' jaw in your practice and send these together with the bite registration by UPS to CA DIGITAL®.



Scanning

CA DIGITAL® visualises the plaster model using a 3D scanner for 3D diagnosis and treatment planning. As an alternative, you can transmit your scanning data in STL format.



Set-Up prognosis

The qualified and experienced staff at CA DIGITAL® proceeds with issuing the set-up prognosis individually adjusted to your patient. You'll receive the treatment plan and virtual situation models of the final set-up for a potential correction and for patient consultation.



Set-Up-Prognose

1. Kundendaten

Kundennummer: 2245
 Praxistyp: Zahnarzt
 Praxistyp 2: Zahnarzt

2. Oberkiefer

Arzt: Dr. ...
 Zahnarzt: ...
 Strömung (SDF): ...
 1/2 Intermax (DAGB, Dabaker, Chaper):

3. Unterkiefer

Arzt: Dr. ...
 Zahnarzt: ...
 Strömung (SDF): ...
 1/2 Intermax (DAGB, Dabaker, Chaper):

4. Informationen zum Stripping (ASR) in mm

	1	2	3	4	5	6	7	8	9	10	11	12	13	14	15	16	17	18	19	20
1																				
2																				
3																				
4																				
5																				
6																				
7																				
8																				
9																				
10																				
11																				
12																				
13																				
14																				
15																				
16																				
17																				
18																				
19																				
20																				

Detailed treatment data in the Set-up prognosis by CA DIGITAL®.

Set-Up-Prognose

Patienten-ID: Musterpatient

Ziel-Set-Up - Oberkiefer

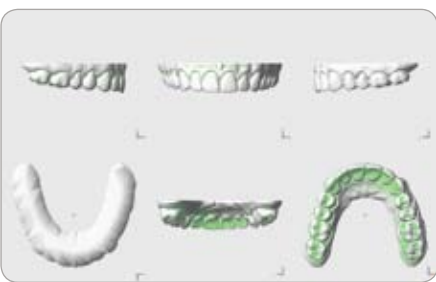
Ist-Zustand:

Soll-Zustand:

Oberlagerung von Ist-Zustand und Soll-Zustand

grün = Zielposition

	1	2	3	4	5	6	7	8	9	10	11	12	13	14	15	16	17	18	19	20
1																				
2																				
3																				
4																				
5																				
6																				
7																				
8																				
9																				
10																				
11																				
12																				
13																				
14																				
15																				
16																				
17																				
18																				
19																				
20																				



Here you see the 3D cross-fading in the CA-DIGITAL® report.

model printing in precise 3D technology



3D printing

After your approval and in accordance with the individual set-up prognosis, CA DIGITAL® produces the set-up model using cutting-edge 3D printing methods and sends it to you by UPS.

Fabricating CA® CLEAR-ALIGNER

Now you can fabricate your patient's splints in your own lab by using pressure moulding technique. The best results are achieved using the SCHEU-DENTAL BIOSTAR® or MINISTAR® and the CA® foils soft/medium/hard.

The advantages

- **Cutting-edge technology**
CA DIGITAL® offers you the possibility of getting to grips with cutting-edge 3D technologies for the fabrication of CA® CLEAR-ALIGNER splints.
- **Economical fabrication method**
CA DIGITAL® helps you to increase your laboratory's capacities and to enhance the results at the same time – without spending much money for the 3D scanner, 3D printer, software and consumables.
- **Comprehensive consultation**
For successful patient consultation, CA DIGITAL® offers you realistic 3D simulations and anatomically tinted models.
- **Complete treatment control**
With CA DIGITAL®, you can completely control the treatment procedure and increase the added value in your practice or laboratory.

For more information please contact:

CA DIGITAL GmbH
Phone +49 2104 833712-0

info@ca-digit.com
www.ca-digit.com

CA® POWER GRIP

CA® POWER GRIP forms enable fabrication of individual attachments for the CA® CLEAR-ALIGNER technique. 7 different forms are available, which can be filled with light-cured composite for direct application on the prepared tooth. Curing with LED lamp.

CA® POWER GRIP MFM ①

MFM (Multifunctional Forced Movement): This form is destined for extrusion, mesial and distal rotation. To be used with CA® splints and elastics.

CA® POWER GRIP MDI ②

MDI (Mesial/Distal Inclination): This form enables setting upright frontal teeth; mesial/distal inclination.

CA® POWER GRIP DMI ③

DMI (Distal Mesial Inclination): This form enables setting upright frontal teeth, distal/mesial inclination.

CA® POWER GRIP FALA ④

FALA (Force Application LABIAL): This form is destined for protrusion, retrusion and control of torque up to 3°. For fabrication of activation surfaces on the teeth in the gingival area with labial positioning – for teeth 11, 13, 21, 23, 33, 43.

CA® POWER GRIP FALI ⑤

FALI (Force Application LINGUAL): This form is destined for protrusion, retrusion and control of torque up to 3°. For fabrication of activation surfaces on the teeth in the gingival area with labial, lingual and palatal positioning – for teeth 12, 22, 31, 32, 41, 42.

CA® POWER GRIP BUB ⑥

BUB (Build-Up Bicuspid): Oval pad for molars (3 x 5 mm) for occlusal bite elevation (approx. 2 mm).

CA® POWER GRIP BUM ⑦

BUM (Build-Up Molar): Oval pad for molars (3 x 5 mm) for occlusal bite elevation (approx. 2 mm).

CA®-CYANO VENEER FAST / CA®-Pipettes

Crystal clear, fast-curing bonding agent for adhesion of CA® plastic buttons, can be used, too, for secure adhesion of screws when fabricating IST® and IST® CLASSIC devices. CA® pipettes for precise dosing of adhesive.

- CA®-CYANO VENEER FAST, 5 g #5302
- CA®-Pipettes, 25 pcs. #5300



CLEAR-ALIGNER®



- CA® POWER GRIP Set #5338
Set comes with 2 holders and 14 silicone forms (7 versions, 2 pcs. each), incl. instruction and CD
- CA® POWER GRIP MFM ①* #5330
- CA® POWER GRIP MDI ②* #5331
- CA® POWER GRIP DMI ③* #5332
- CA® POWER GRIP FALA ④* #5333
- CA® POWER GRIP FALI ⑤* #5334
- CA® POWER GRIP BUB ⑥* #5335
- CA® POWER GRIP BUM ⑦* #5336
- CA® POWER GRIP Holder* #5340
made of stainless steel, sterilisable

* 2 pcs.





CA® Plastic buttons

Clear-transparent plastic buttons allowing placing of elastics in Class II and III therapy.

○ CA® Plastic buttons

#5301

4/40 pcs.

VECTOR® 40

Special miniaturised screw for the fabrication of CA® splints, allowing activation and rapid transverse expansion (up to 3 mm). Permits asymmetric expansion as well. Retention arms provide a secure anchorage with acrylic. With lasered direction arrow.

○ VECTOR® 40

#2486

W x H x L: 3.6 x 2.5 x 19.0 mm

10/50 pcs.



CA®-TIP 1

The large spherical plier tip allows inserting retention points in CA® splints for increase of friction.

○ CA®-TIP 1 (spherical Ø 1.4 mm)

#5281

CA®-TIP 2

The small spherical plier tip allows forming activation points in CA® splints.

○ CA®-TIP 2 (spherical Ø 1.0 mm)

#5291





CLEAR-ALIGNER®



CA®-Book

CA® book by Dr. Pablo Echarri on CA® splint therapy. With detailed description of CA® CLEAR-ALIGNER treatment, diagnosis, indication and fabrication. More than 430 pages with many coloured illustrations.

- CA® Book German #5298
- CA® Book English #5305
- CA® Book Spanish #5306



CA® Grinding Set / CA® Carbide Bur

The grinding set consists of six various instruments and a pulp stone. The CA® carbide bur made of fine grit carbide is characterised by high cutting performance, vibration-free concentric running and very long endurance.

- CA® Grinding Set #5263
including Set-Up disc, diamond separating disc, DIMO® PRO incl. mandrel, HM tricutter fine, Set-Up model trimmer and CA® carbide bur
- CA® Carbide Bur #5262

CA® Splint case for patients

This handy zipped case is meant for storing and carrying CA® splints. The take-home, resealable CA® splint bags come with label space for address and wearing instructions and come with label space.

- CA® Splint Case Set* #5282
incl. SD Box, 3 bags of 15 g CETRON® cleaning powder, 3 CA® bags
- CA® bags*, 100 pcs. #5283



* Can only be delivered to certified CA® CLEAR-ALIGNER partners.



CA® Coloured Pencils

Coloured pencils for marking the CA® measurement points on the hard plaster models, with blue and red lead.

○ CA® Coloured Pencils

#5290

2 pcs.



CA®-Gauge

Set made of stainless steel for control of enamel reduction. Sterilisable in autoclave up to 135° Celsius.

○ CA®-Gauge (0.1–0.5 mm)

#5316

CA®-FLASH

Is meant for insulating and easy removal when pressure moulding CA® splints on printed models.

○ CA®-FLASH, 100 ml

#5308

Pump spray bottle, no aerosol propellant



SD Box

Attractive retainer box for storing various orthodontic and anti-snoring appliances, such as positioner, IST® splint, TAP®/TAP®-T splint and CMC device, with mirror and safe closure. Air slits provide optimum airing.

Measurements (L x W x H): 95 x 70 x 31 mm

○ SD Box

red

#5437

○ SD Box

green

#5438

10 pcs.



CETRON® Cleansing Powder

Mild and long lasting powder for cleansing ortho plates, splints, dentures and mouthguards. To be dissolved in 150 ml water, can be used for 3–4 days.

○ CETRON® Cleansing Powder, 15 g

#3237

5/25/250 bags



CETRON® Cleansing Spray

Care and cleansing of splints, dentures, ortho plates, mouthguard and anti-snoring devices. Reduces typical monomer taste by fresh lemon taste, ensuring at the same time high polished appliances and a high degree of comfort for the patient.

○ CETRON® Cleansing Spray, 75 ml

#3238



BLUE-BLOKKER®

Light curing, blue translucent blocking out and modelling material with excellent flow characteristics. For fabrication of space maintainers for bleaching splints and medical trays as well as for sealing sawing cuts for set-up models. Combustible leaving no residue and therefore recommended as well in prosthodontics when fabricating fixed or removable prostheses. Telescope constructions are stable and can be removed without tension. Curing in wave-length range 380–470 nm.



○ BLUE-BLOKKER®

#5276

4x 1.5 g, 2x micro cannula and 8x mini cannula

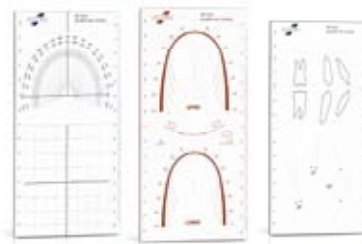
○ Micro-Cannula* (Ø: 0.4 mm)

#5277

○ Mini-Cannula* (Ø: 0.9 mm)

#5278

5 pcs.



ECHARRI Templates

- **ECHARRI Ceph Template** #8432
Template for model and cephalometric analysis
- **ECHARRI Arch Template** #8433
Template for measuring the dental arch and visualising the deviation from the ideal arch by overlapping
- **ECHARRI VTO Template** #8434
Template for orthodontic or surgical VTO.
- **ECHARRI Template Kit (inkl. Anleitung)** #8435
Comes with ECHARRI Ceph Template, ECHARRI Arch Template, ECHARRI VTO Template and exact instruction



ISOPLAN®

Ensures optimum insulation for plaster against acrylics in the pressure moulding technique. Best suited as spacer foil when pressurizing hard-elastic material for splints.

- **0,1 x 125 mm** #3207

100 pcs.



Blocking-out Putty

Permanently plastic putty for blocking-out undercuts.

- **Blocking-out Putty, 250 g** #3220



SIL-KITT

Permanently plastic transparent silicone, used in particular for blocking-out pressure-moulded splints, anti-snoring and orthodontic appliances.

- **SIL-KITT, 150 g** #3443



DIMO®PRO / DIMO®PRO SLIM

Trimming wheel made of special elastomer abrasive with fine fibrous structure, extremely long working time, incl. mandrel.

Application

DIMO®PRO: For finishing rims and for final and mirror finish polishing of splints, positioners, mouthguard and orthodontic appliances. Provides highly polished rims and uniform surfaces of hard/soft compound material.

DIMO®PRO SLIM: For finishing splints, best suited for finishing in the area of ligaments and interdentially

- DIMO®PRO Disc 24 x 6 mm #3381
- DIMO®PRO SLIM* Disc 24 x 4 mm #3376

10/50 pcs. * reduced rim

SD Foil Lifter

Instrument ensuring easy removal of pressure moulded splints from model. To be used in particular for dental arch models, such as CA® DIGITAL models which won't be damaged.

Spatula width: both sides 2 mm

length: 165 mm

- SD Foil Lifter #3464



SD Foil Scissors A

SD foil scissors A are made of a high quality, autoclavable stainless steel alloy. For better handling, scissors are curved laterally. Micro serration prevents slipping.

- SD Foil Scissors A #3460

SD Foil Scissors B

Robust and durable scissors for cutting splints or inserting cuts into splints after pressure moulding.

- SD Foil Scissors B #3461



Set-Up Plaster

White plaster, free of formaldehyde, best suited for use in orthodontics and the CA[®]-SMART system.

Technical data acc. to DIN EN ISO 6873:
Compression strength after 24 h 65 Mpa
Expansion after 2 h < 0.09 %



○ Set-Up Gips

#5266

Package: 2.5/5.0 kg

Set-Up Saw

Angle formed saw bur enables precise and controlled cutting single tooth segments.

- Set-Up Saw #5372
- Saw Blades* (W x H x L: 0.15 x 2.0 x 75.0 mm) #5373
- Saw Blades* (W x H x L: 0.20 x 2.0 x 75.0 mm) #5379

* 10 pcs.



Set-Up Wax Bars

Medium-soft Set-Up wax for transpositions.

○ Set-Up Wax Bars, red

#5368

3 bars of 50 g



Set-Up Wax Sticks

Soft Set-Up wax with good adhesive properties.

○ Set-Up wax sticks, opaque

#5268

25 sticks of approx. 1.2 g



The convincing aligner system made in your practice

Advantages for you and your practice

- total added value for your practice
- cooperation with certified CA® laboratories or CA DIGITAL® according to your own choice
- complete treatment control
- high-quality biocompatible thermoplastic splints
- wide range of applications
- teeth correction of highest quality standards thanks to precise individual fitting
- hands-on training courses, regular newsletters
- therapy can be corrected at any time

Indication examples

There is a wide range of indication examples for the CA® CLEAR-ALIGNER therapy concept, such as space closure, crowding, deep bite and cross bite – to list just a few examples for its effectiveness in teeth correction.

Advantages for your patient

- splints are almost invisible and transparent
- high biocompatibility
- unimpeded speech and smile
- high aesthetic and fitting
- simple hygienic care, can be taken off easily for cleansing



Support and consultation for every need

Professional

Up to date case studies by our international board of experts are published on a regular basis in our CA® newsletter and can be found at www.ca-clear-aligner.com. Newly gained knowledge in treatment planning is communicated to our certified CA® partners in clinical protocols.

Personal

Direct phone or personal consultation as well as practical advanced training courses in our SCHEU-ACADEMY guarantee continuous assistance for our CA® partners.

Communicative

We provide free of charge graphical and video material for your website and patient information for your practice.



International experts for your success

An international board of experienced experts is responsible for the development of the CA[®] CLEAR-ALIGNER treatment system, contributing to its success with their specialist knowledge and skills in orthodontics, dental technology and

material science. Chaired by Dr. Pablo Echarri this specialist committee exchanges new knowledge through seminars, workshops and publications, passing on all new information to the CA[®] partners.

Clinical experts



Dr. Echarri



Dr. Thedens



Dr. Faltin



Prof. Favero



Dr. Hammad



Dr. Mohsin



Dr. Jo

Technical experts



P. Stückrad



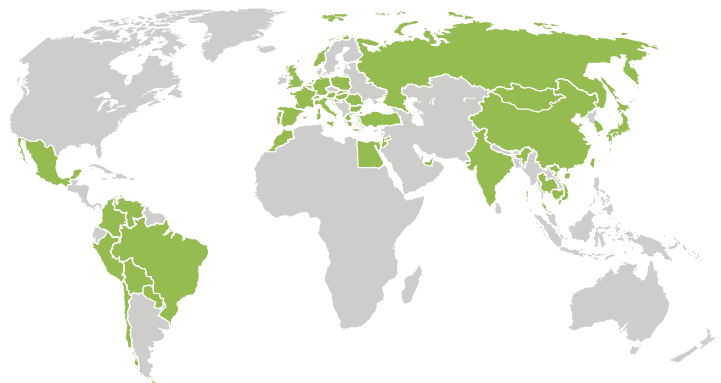
J. Fernandez



M. Ianotta

CA[®] CLEAR-ALIGNER: a story of worldwide success

- more than 1.500 certified orthodontists
- 120 certified laboratories
- 17 years clinical experience
- over 70.000 CA[®] cases within the last three years





SCHEU-ACADEMY: Qualified advanced training for your individual demands

You're welcome to offer your patients the CA® CLEAR-ALIGNER therapy and to become a certified CA® CLEAR-ALIGNER partner. Our certification and advanced training courses are held on a regular basis with in-house or extern speakers in many cities around the world. Orthodontists and practices can become CA® partners by participating in a clinical CA® CLEAR-ALIGNER certification course or by purchasing one of the CA® packages. Laboratories can get certified by participating in a CA® CLEAR-ALIGNER set-up basic course and by purchasing one of the CA® packages afterwards. If you'd like to enlist the services of CA-DIGITAL®, please contact them directly under [+49 2104 833 712-0](tel:+4921048337120) or info@ca-digit.com, as there are different arrangements..

Certified CA® users are listed on the website www.ca-clear-aligner.com as "certified practice" or "certified laboratory" and get our full support in every respect.

For the wide range of technical and clinical CA® CLEAR-ALIGNER courses as well as application forms and participation conditions please visit the SCHEU-ACADEMY section of www.scheu-dental.com. Please feel free to contact us for further information regarding certification.

More information:

SCHEU-DENTAL GMBH
www.scheu-dental.com

Phone +49 2374 92 88-0
Fax +49 2374 92 88-90

Am Burgberg 20
58642 Iserlohn · Germany

